

# STYLE

valid from 01.06.2022

**GW-Export UK**



**GWINNER®**

# Finishes

## Fronts:

Veneered natural oak timber on the interior and exterior

## Carcases:

Veneered natural oak timber on the exterior, anthracite matt silk lacquer on the interior

## Contrasting surfaces:

Anthracite matt silk lacquer

## Metal elements:

Powder-coated anthracite

## Quality features:

The drawers are mounted on full-extension Quadro runners with a push function.

The all-metal clip-on hinges are adjustable in three directions. All doors are soft-closing as standard. They feature a push-to-open function.

For transport, the drawers and doors can be removed without the use of any tools.

## Characteristics of veneer:

Please note that every piece of precious veneer is unique and can vary widely from one veneer trunk to another by its very nature. Despite our veneer specialists taking the greatest care, variations from brochure illustrations and sample elements cannot be ruled out.

Our oak timber veneers are purposefully chosen with cracks and knots, and filled in dark. Only this time-consuming process lends this model's veneered surfaces their desired natural character. We would like to expressly state that these growth and processing characteristics on the Style are intentional, they increase the value of your unique pieces and are therefore not recognised as a quality defect.

## Customer services:

### Sales:

You can call us:

Mon to Fri 8 a.m. – 5 p.m. Tel. +49 (0)7445 183 0

### Planning information:

You can call us:

Mon to Fri 8 a.m. – 5 p.m. Tel. +49 (0)7445 183 370

Fax +49 (0)7445 183 399

### Website:

[www.gwinner.de](http://www.gwinner.de)


Planning programme:

**furn plan**

# Product information

Style has been awarded the DGM mark of quality by the German Furniture Quality Association

Country of manufacture: Germany



**Materials used:** Fronts, panels and carcasses are made from 19-mm-thick chipboard, and are either lacquered or veneered. Rear panels are 5 mm thick and visible surfaces are lacquered.

The drawers are mounted on full-extension Quadro runners with a push function, and have been tested 40,000 times.

Doors and glass doors are mounted on nickel-plated, three-way adjusting, fast-assembly metal cup hinges, which have been tested 40,000 times. It is guaranteed that functionally compatible replacement parts will be available for all wear parts for at least five years.

Display-unit doors are made from clear float glass, shelves are made from grey parasol float glass.

**Veneers:** Please note that every piece of precious veneer is unique and can vary widely from one veneer trunk to another by its very nature. Despite our veneer specialists taking the greatest care, variations from brochure illustrations and unit samples cannot be ruled out.

**Load-bearing capacity:** Base-elements drawers have a load-bearing capacity of 15 kg; all other drawers have a load-bearing capacity of 10 kg when loaded evenly. Wooden shelves have a load-bearing capacity of 15 kg; glass shelves have a load-bearing capacity of 10 kg; additional information relating to load-bearing capacity can be found on the relevant elements.



**Home hygiene:** Style meets the requirements for a healthy home environment, it has been tested for harmful substances in accordance with the RAL-GZ 430/1-1 standard from the RAL Deutsches Institut für Gütesicherung und Kennzeichnung (RAL German Institute for Quality Assurance and Certification).



**Care instructions:** Wipe with a dry duster or a slightly damp cloth. Our lacquers are highly resistant to abrasion in accordance with DIN 68861.

**Electrics:** All lighting elements and connection cables are VDE-tested.

**Energy usage:** Die eingesetzten LED-Beleuchtungen enthalten eine Lichtquelle der Energieeffizienzklasse <F> auf einer Skala von A (höchste Effizienz) bis G (geringste Effizienz). Die Lichtquellen in den LED-Beleuchtungen sind nicht tauschbar.




Subject to errors, as well as design, colour and material modifications as part of technical progress.

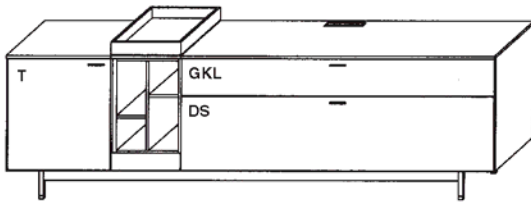
# Lowboards, sideboards and highboard

T=Doors GT=Glass doors S=Drawers DS=Double drawers  
KL=Flap GKL=Device cover

Order no. Price

## Lowboard

 The lowboard's load-bearing capacity is 45 kg



W/H/D 227.5 / 68.9 / 49.5 cm

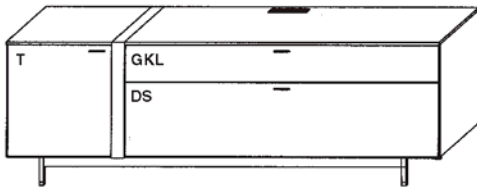
### Article description

- 1 wooden door
- 1 device cover
- 1 double drawer
- 1 movable tray
- 1 cable feed-through in top shelf

LB1

## Lowboard

 The lowboard's load-bearing capacity is 45 kg



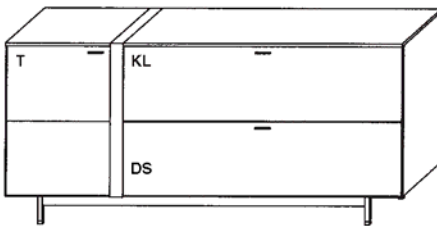
W/H/D 201 / 68.9 / 49.5 cm

### Article description

- 1 wooden door
- 1 device cover
- 1 double drawer
- 1 cable feed-through in top shelf

LB2

## Sideboard



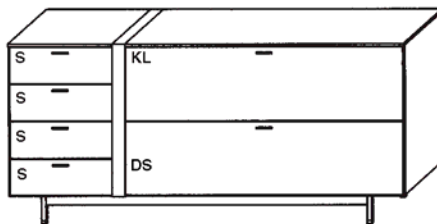
W/H/D 184.7 / 86.5 / 49.5 cm

### Article description

- 1 wooden door
- 1 flap
- 1 double drawer

SB2

## Sideboard



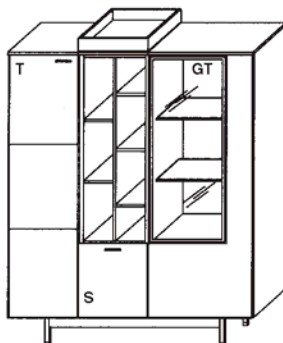
W/H/D 184.7 / 86.5 / 49.5 cm

### Article description

- 4 drawers
- 1 flap
- 1 double drawer

SB3

## Highboard



W/H/D 113.8 / 139.3 / 41.5 cm

### LEDSET1

Display-unit lighting consisting of:  
2 LED glass-edge lights, each 3 watts,  
1 transformer, 15 watt

### Article description

- 1 wooden door
- 1 drawer
- 1 shelf area
- 1 glass door
- 1 movable tray

HB1

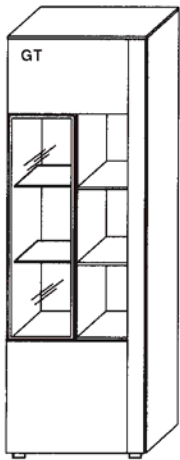
LEDSET1

# Display units and floor-standing shelves

GT=Glass doors

Order no. Price

## Display unit



### Article description

1 glass door  
1 shelf area

### LEDSET2

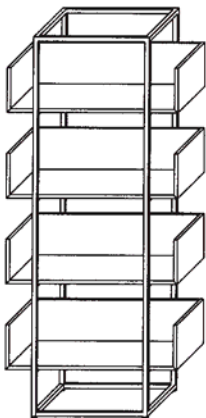
Display-unit lighting consisting of:  
2 LED glass-edge lights, each 2.2 watts,  
1 transformer, 15 watt

W/H/D 65 / 196.9 / 41.5 cm

Z11-1

LEDSET2

## Floor-standing shelf RG2

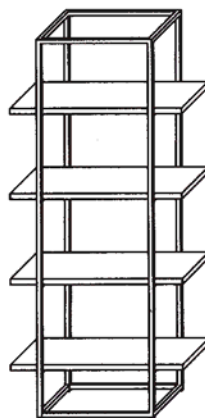


### Article description

1 metal frame  
4 inserts in oak timber

W/H/D 80 / 178 / 39 cm

## Floor-standing shelf RG3



### Article description

1 metal frame  
4 shelves in oak timber

W/H/D 80 / 178 / 39 cm

RG2

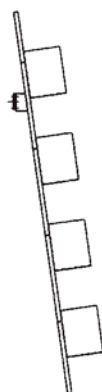
RG3

## Floor-standing shelf RG1

Front view



Side view



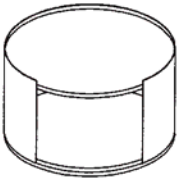
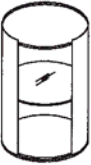
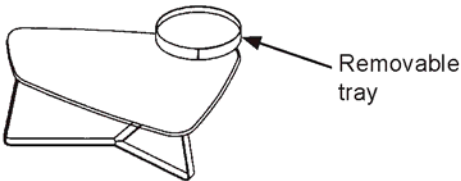
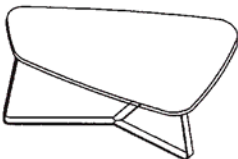
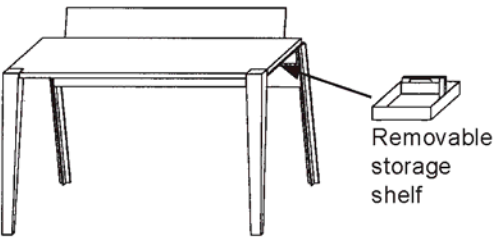
### Article description

Rear panel in oak timber  
4 metal storage shelves

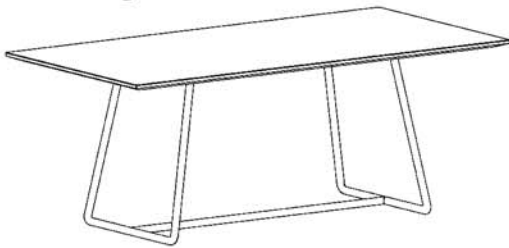

W/H/D 30 / 180 / 19-47 cm

RG1

# Coffee tables and desk

	Order no.	Price
<p><b>Coffee table</b></p>  <p>W/H/D 80 / 41 / 80 cm</p>	<p><b>Article description</b> Storage shelf in oak timber Plinth panel in oak timber Base in metal 4 swivel castors</p>	<p>CT101-80</p>
<p><b>Coffee table</b></p>  <p>W/H/D 40 / 55 / 40 cm</p>	<p><b>Article description</b> Storage shelf in oak timber Glass shelf in grey parasol Plinth panel in oak timber Base in metal 4 swivel castors</p>	<p>CT102-40</p>
<p><b>Coffee table</b></p>  <p>W/H/D 104 / 40-53 / 58-66 cm</p>	<p><b>Article description</b> Tabletop in oak timber tabletop Base in metal <b>Tray:</b> Base in oak timber, edge in metal</p>	<p>CT103-108</p>
<p><b>Coffee table</b></p>  <p>W/H/D 100 / 40 / 58 cm</p>	<p><b>Article description</b> Tabletop in oak timber Base in metal</p>	<p>CT104-100</p>
<p><b>Desk</b></p>  <p>W/H/D 120 / 75-90 / 72.8 cm</p>	<p><b>Article description</b> Tabletop in oak timber Front base in solid oak Rear base in metal Screen in metal Storage shelf in metal with wooden handle</p>	<p>ST1</p>

# Coat rack, dining tables and chairs

	Order no.	Price
<p><b>Angled shelf</b></p>  <p>W/H/D 150 / 23 / 27 cm</p>	<p><b>Article description</b> Rear panel in oak timber Metal storage shelf</p>	<p>WB1</p>
<p><b>Bench</b></p>  <p>W/H/D 125 / 50 / 45 cm</p>	<p><b>Article description</b> Tabletop in oak timber Base in metal Toledo nero leather seat cushion</p>	<p>BA1</p>
<p><b>Coat rack = Combination consisting of angled shelf and bench</b></p>		<p>GA1</p>
<p><b>Dining table</b></p>  <p>W/H/D 160 / 75 / 90 cm</p>	<p><b>Article description</b> Tabletop in oak timber tabletop Base in metal</p>	<p>ET871-160</p>
<p><b>Dining table</b></p>  <p>W/H/D 180 / 75 / 100 cm</p>	<p><b>Article description</b> Tabletop in oak timber tabletop Base in metal</p>	<p>ET871-180</p>
<p><b>Chair</b></p>  <p>Seat height 50 cm Seat depth 48 cm</p> <p>W/H/D 55 / 81 / 57 cm</p>	<p><b>Article description</b> Kansas 222 cover (Clean Active) Base in anthracite metal</p> <p><b>Article description</b> Toledo nero leather cover Base in anthracite metal</p>	<p>530-202</p> <p>530-302</p>

**GWINNER<sup>®</sup>**