

DINING COLLECTION

Sideboards, highboards and display units

valid from 01.03.2022

GW-Export UK



GWINNER
S - DESIGN

Table of contents

Product information and ordering information

Atena dining collection	Page 4-7
Bellano dining collection	Page 8-11
Calea dining collection	Page 12-15
Felino dining collection	Page 16-17
Treviso dining collection	Page 18-19
Misano dining collection	Page 20-22
Further storage furniture	Page 23

Planning and ordering information

All GWINNER models can be configured in any way using the planning programme

furn plan

Only the current type list applies for price, dimensions and design information.

The colour and wood finishes have been specifically created for our models and can therefore not be found in any standard. Colour samples provide an approximate reproduction and serve only as a guide.

! When including lighting, we recommend using the electrical storage compartment with radio remote control. As a result, all transformers, connectors and distributors are neatly stored away but are still easily accessible; all lighting can be operated and dimmed using the remote control.

All drawers have full-extension runners and are soft-closing as standard. In general, doors are soft-closing but this feature can be switched off. The hinges can be adjusted in three ways and the doors can be removed and fitted without tools.

Please note that the delivery time may be extended if an order is unclear or incomplete. Please ensure you provide all details when placing your order to enable us to process your order quickly and correctly.

Customer services

Sales:

You can call us:

Mon to Fri 8 a.m. – 5 p.m. Tel. +49 (0) 7445 183 0

Planning information:

You can call us:

Mon to Fri 8 a.m. – 5 p.m. Tel. +49 (0) 7445 183 370

Fax +49 (0) 7445 183 399

Website:

www.gwinner.de

Product information

All **GWINNER** models have been awarded the **DGM** mark of quality by the **German Furniture Quality Association**

Country of manufacture: Germany



Materials used:

Depending on the model, the carcass and front are made from lacquered or veneered chipboard or MDF board.

The drawers are mounted on soft-close full-extension Quadro runners, and have been tested 36,- times. Only models in the Calea dining collection and Misano dining collection are push-to-open.

Doors and glass doors are mounted on nickel-plated, three-way adjusting, fast-assembly metal cup hinges, which have been tested 36,- times.

Veneers:

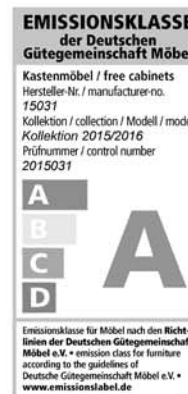
Please note that every piece of precious veneer is unique and can vary widely from one veneer trunk to another by its very nature. Despite our veneer specialists taking the greatest care, variations from brochure illustrations and unit samples cannot be ruled out.

Load-bearing capacity:

Drawers have a load-bearing capacity of 10 kg when loaded evenly. Wooden shelves have a load-bearing capacity of 15 kg; glass shelves have a load-bearing capacity of 10 kg; additional information relating to load-bearing capacity can be found on the corresponding element.

Home hygiene:

All **GWINNER** models meet the requirements for a healthy home environment, and have been tested for harmful substances in accordance with RAL-GZ 430/1-1.



Care instructions:

Wipe with a dry duster or a slightly damp cloth. Our lacquers are highly resistant to abrasion in accordance with DIN 68861.

Electrics:

All lighting elements and connection cables are VDE-tested.

Energy usage:

The LED lights used are in energy efficiency class **<F>** on a scale from **A** (most efficient) to **G** (least efficient). The bulbs in the LED lights cannot be replaced.



Subject to errors, as well as design, colour and material modifications as part of technical progress.

Atena dining collection



Finishes

Matt silk lacquer: White, cream, fango, anthracite

Veneers: Honey wild oak, honey oak timber, natural planked walnut

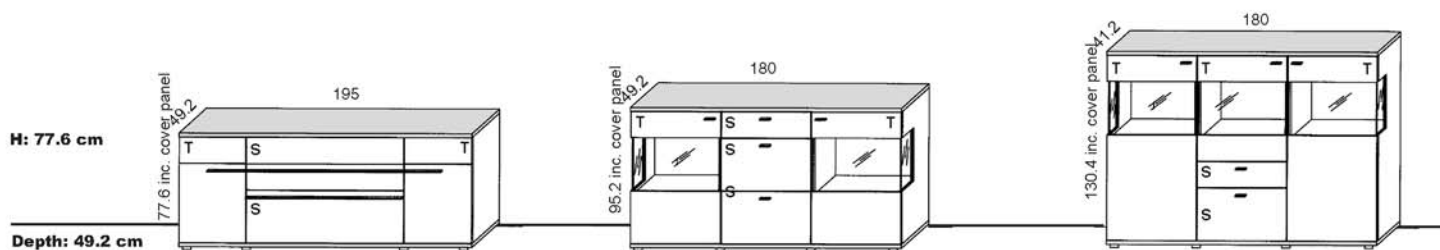
Price group	Front and carcass	Plinth and cover panel
-------------	-------------------	------------------------

PG1	Lacquer	Lacquer
------------	---------	---------

PG3	Lacquer	Veneer
------------	---------	--------

Sideboards and highboards

Dimensions in cm directly beside the corresponding picture.



Order no. **ATS131**
PG 1
PG 3

ATS141

Surcharge for display-unit rear panel in veneer:

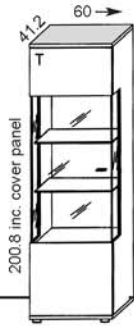
ATS151

Surcharge for display-unit rear panel in veneer:

Display units, highboards and angled shelves

Dimensions in cm directly beside the corresponding picture.

T = Doors S = Drawers

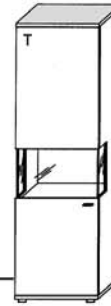


(Hinge)

Order no. (left) **US11-51L**
 Order no. (right) **US11-51R**
 PG 1
 PG 3



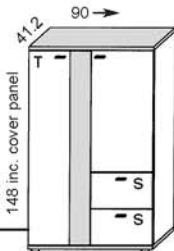
Order no. **US11-55L**
 Order no. **US11-55R**



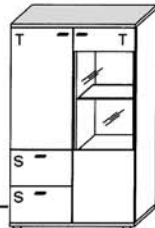
Order no. **US11-63L**
 Order no. **US11-63R**

Surcharge for display-unit rear panel in veneer:

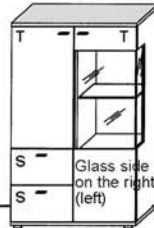
Surcharge for display-unit rear panel in veneer:



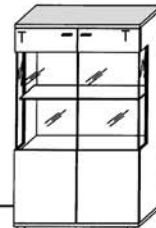
Order no. **US8-26SV** (mirror-image)
 Order no. **US8-26** (as shown)
 PG 1
 PG 3



Order no. **US8-27SV**
 Order no. **US8-27**



Order no. **US8-28SV**
 Order no. **US8-28**



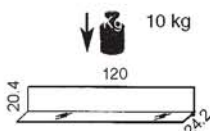
Order no. **US8-32**

Surcharge for display-unit rear panel in veneer:

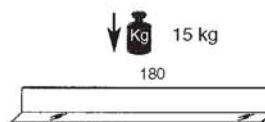
Surcharge for display-unit rear panel in veneer:

Angled shelves with glass shelves: Depth 24.2 cm, height 20.4 cm

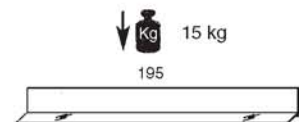
The load-bearing capacity is 10 kg or 15 kg when mounted to solid brickwork in accordance with the manufacturer's instructions



Order no. **WIS120G**
 PG 1



Order no. **WIS180G**

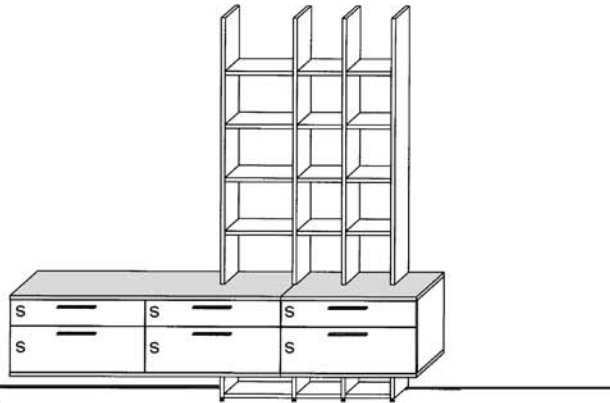


Order no. **WIS195G**

Combinations

Dimensions in cm directly beside the corresponding picture.

H: 253.6 cm



H: 77.6 cm

Depth: 25-49.2 cm

Width: approx. 270 cm

Order no. **ATS92** (as shown) **ATS92-SV** (mirror-image)
PG 1
PG 3

Recommended accessories: each

1-3 LED spotlights for shelf	LSZ1
1 LED light below wall unit	LN180
1 LED light below wall unit	LN90
1 LED transformer, 30 watt	LEVG30
1 remote control	FKS4
1-3 drawer organisers	EK1-90
1-3 drawer organisers	EK2-90

Surcharge Veneer shelf

H: 77.6 cm



Depth: 49.2 cm

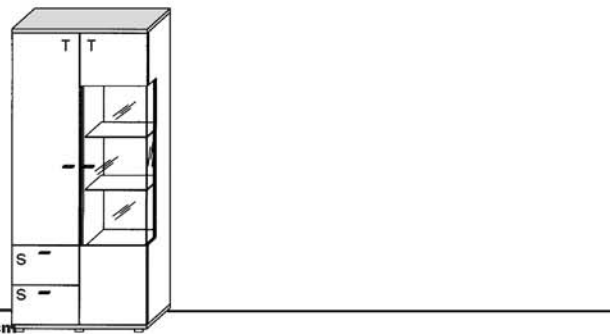
Width: approx. 270 cm

Order no. **ATS96**
PG 1
PG 3

Recommended accessories: each

1 LED light below wall unit	LN180
1 LED light below wall unit	LN90
1 LED transformer, 15 watt	LEVG15
1 remote control	FKS4
1-3 drawer organisers	EK1-90
1-3 drawer organisers	EK2-90

H: 200.8 cm



H: 55.6 cm

Depth: 41.2-49.2 cm

Width: approx. 330 cm



Order no. **ATS63** (as shown) **ATS63-SV** (mirror-image)
PG 1
PG 3

Recommended accessories: each



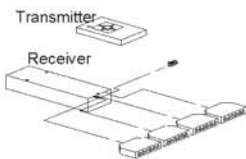
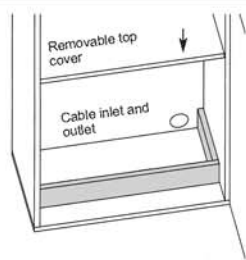
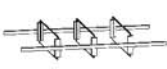

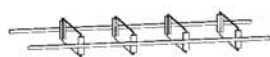
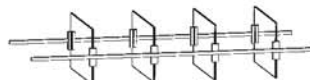
Lighting

1 LED spotlight for display unit	LST2
2 LED glass-edge lights for disp. unit	LG45
1 LED transformer, 15 watt	LEVG15
1 remote control	FKS4
1 electrical storage compartment	LES
1 veneered display-unit rear panel	RW6-45

Accessories for Atena dining collection

Article	Order no.		Description
Lighting			
Flush-mounted LED spotlight	LST2		For display units. 12 volt/2.6 watt, concealed cable duct, length: 4 metres. Only available with LED transformer.
LED spotlight for shelf	LSZ1		Only available with LED transformer. 12 volt/0.5 watt, cable length: 4 metres. Affixed to the rear edge of the shelf.

Accessories for Atena dining collection

Article	Order no.		Description
Lighting and switches			
LED glass-edge lighting			 <p>Power is supplied via a cable through the rear panel.</p>
for 45-cm-wide display units	LG45		Only available with LED transformer. 12 volt/3 watt, cable length: 4 metres.
for 60-cm-wide display units	LG60		Only available with LED transformer. 12 volt/4.1 watt, cable length: 4 metres.
LED lighting for angled shelves and below wall units			 <p>This product is fitted with lights in energy efficiency class <F> on a scale from A (most efficient) to G (least efficient). The bulbs in the LED lights cannot be replaced.</p>
For 90 cm wide	LN90		1 LED strip, cable length approx. 4 metres. Transformer required. 12 volt/4.1 watt.
For 120 cm wide	LN120		1 LED strip, cable length approx. 4 metres. Transformer required. 12 volt/5.5 watt.
For 180 cm wide	LN180		1 LED strip, cable length approx. 4 metres. Transformer required. 12 volt/8.4 watt.
For 195 cm wide	LN195		1 LED strip, cable length approx. 4 metres. Transformer required. 12 volt/9 watt.
Transformers and remote controls			
LED transformer, max. 15 watt	LEVG15		12 volt/15 watt, suitable for max. 6 connections. Cable length approx. 5 metres, switch on the supply cable.
LED transformer, max. 30 watt	LEVG30		12 volt/30 watt, suitable for max. 10 connections. Cable length approx. 5 metres, switch on the supply cable.
Radio remote control for LED lighting	FKS4		 <p>A maximum of four power circuits can be switched and dimmed using the remote control. Six light fixtures can be included in each power circuit. If required, the remote control is connected between the transformer and lighting.</p>
1 electrical storage compartment without radio remote control			
Fitted behind doors	LES		 <p>Please specify the element in which the electrical storage compartment should be fitted.</p> <p>There is no radio remote control in this electrical storage compartment.</p> <p>The upper cover is a removable wooden shelf, and the full cabinet depth can therefore be used.</p>
Drawers: Special equipment			
For drawers 45 cm wide, 41.2 cm deep	E1-45		 <p>Drawer interior section for shallow drawers with 3 dividers</p>
For drawers 60 cm wide, 41.2 cm deep	E1-60		 <p>Drawer interior section for shallow drawers with 3 dividers</p>
For elements 90 cm wide, 49.2 cm deep	EK1-90		 <p>Drawer interior section for shallow drawers with 4 dividers</p>
For elements 90 cm wide, 49.2 cm deep	EK2-90		 <p>Drawer interior section for tall drawers with 4 dividers</p>
Additional wooden and glass shelves			
Please specify for which type it is required	each		Wooden shelves behind doors, 1.9-cm thick, glass shelves behind doors 0.6-cm thick.

Bellano dining collection



Finishes

Front and carcase:

White, fango, cashmere, taupe matt silk lacquer

Contrasting surfaces:

White, fango, cashmere, taupe matt silk lacquer

Concrete look

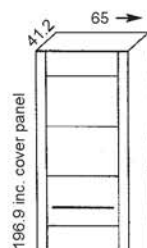
Natural planked walnut, honey wild oak, natural wild core beech, natural oak timber

Planning information: All elements are supplied with a 13-mm-thick cover panel as standard. The cover panel can be manufactured from single-piece lengths of up to 260 cm, if requested.


Tall cabinets 41.2 cm deep

Dimensions in cm directly beside the corresponding picture.

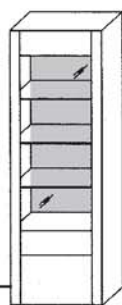
 = **Contrasting surface**



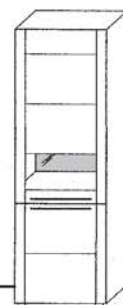
(Hinge)
(left)



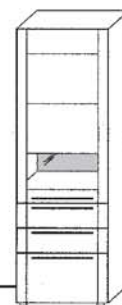
BES2L
(right)



BES4L
(right)



BES5L
(right)

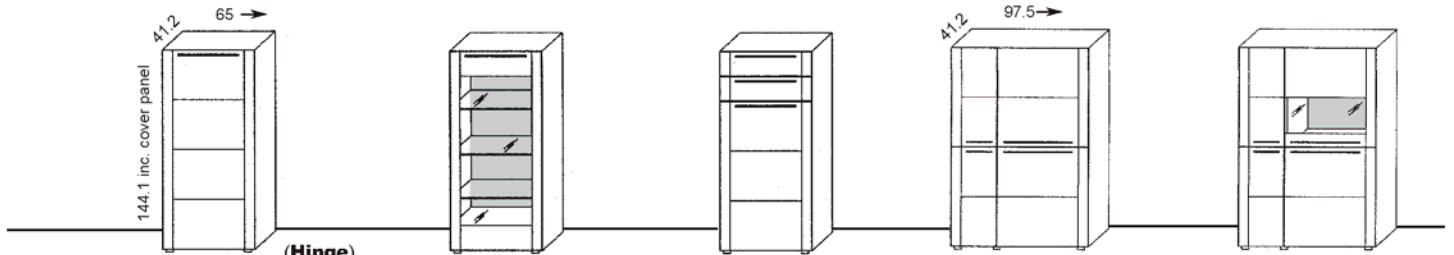


BES6L
(right)

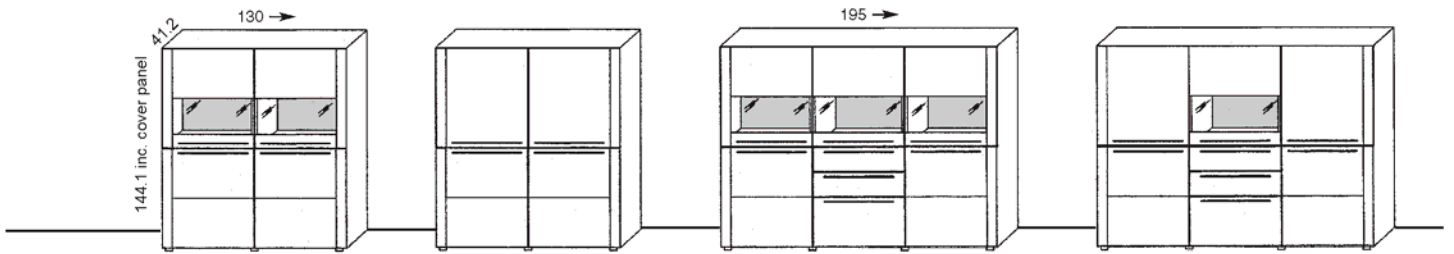
Order no. BES1L
Order no. BES1R
Price

 = **Contrasting surface**

Highboards 144.1 cm tall

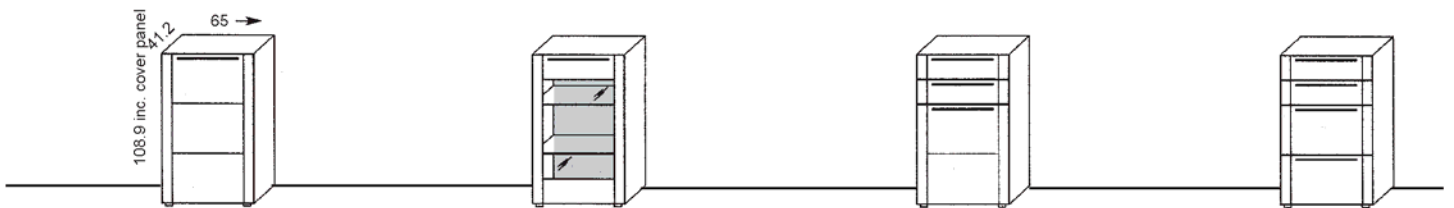


Order no.	BES21L (Hinge left)	BES22L	BES23L	BES24L (mirror-image)	BES25L
Order no.	BES21R (right)	BES22R	BES23R	BES24R (as shown)	BES25R
Price					



Order no.	BES28	BES29	BES30	BES31
Price				

Highboard elements 108.9 cm tall



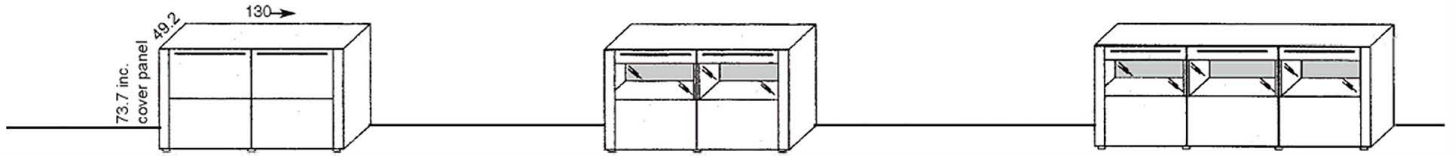
Order no.	BES41L (left-hand hinge)	BES42L	BES43L	BES44
Order no.	BES41R (right-hand hinge)	BES42R	BES43R	
Price				



Order no.	BES48L (mirror-image)	BES49L	BES50	BES51
Order no.	BES48R (as shown)	BES49R		
Price				

 = **Contrasting surface**

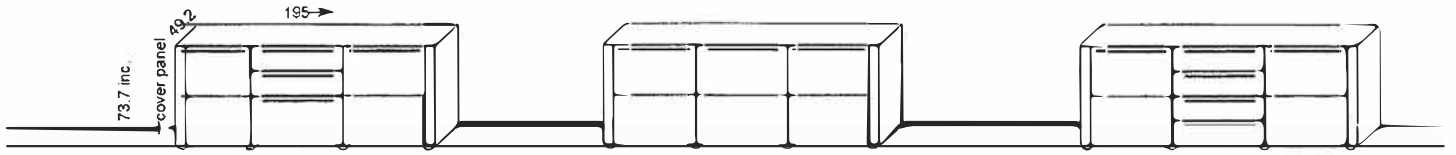
Sideboards 4 increments 49.2 cm deep



Order no. **BES61**
Price

BES62

BES63

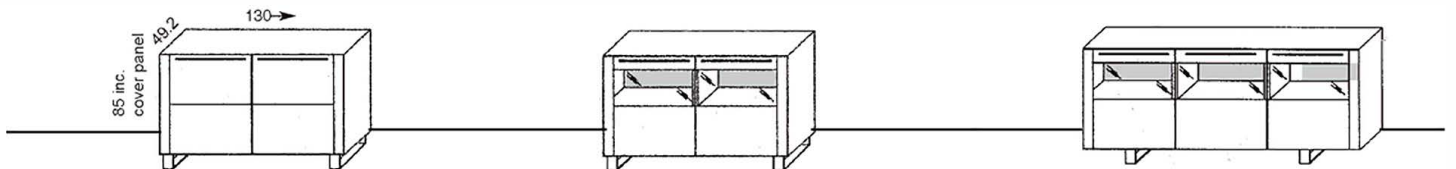


Order no. **BES64**
Price

BES65

BES66

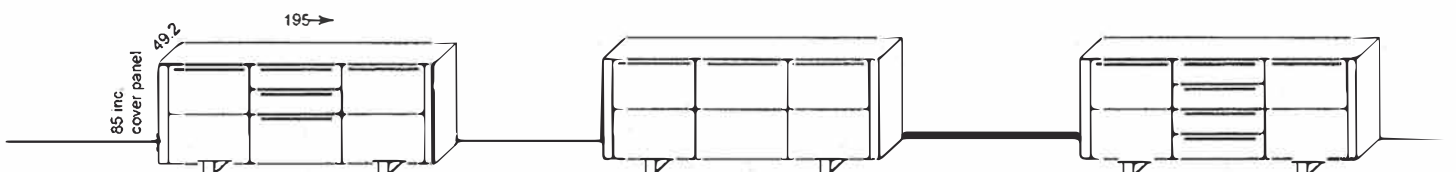
Sideboard elements, 4 increments on base panel 49.2 cm deep



Order no. **BES11**
Price

BES14

BES13



Order no. **BES12**
Price

BES75

BES76

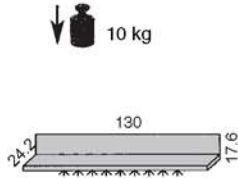
Angled shelves

Dimensions in cm directly beside the corresponding picture.

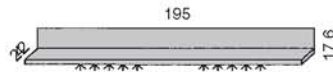
 = **Contrasting surface**

Planning information: The angled shelves are available in all lacquer and wood finishes.

The load-bearing capacity is 10 kg or 15 kg when mounted to solid brickwork in accordance with the manufacturer's instructions



10 kg






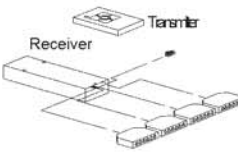
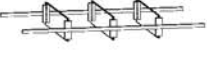
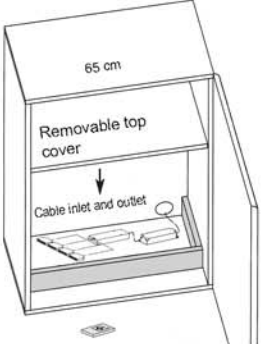
15 kg

Order no. **BES81**

BES82

Price

Bellano dining collection accessories

Article	Order no.	Description
Flush-mounted LED spotlight	LST2	 For display units, 12 volt/2.6 watt, concealed cable duct, length: 4 metres. Transformer required.
LED glass-shelf light	LG65	 Only available with LED transformer. 12 volt/4.4 watt, cable length: 4 metres.  This product is fitted with lights in energy efficiency class <F> on a scale from A (most efficient) to G (least efficient). The bulbs in the LED lights cannot be replaced.
LED transformer 15 watt	LEVG15	12 volt/15 watt, suitable for 6 connections. Cable length: approx. 5 metres, inc. switch.
30 watt	LEVG30	12 volt/30 watt, suitable for 10 connections. Cable length: approx. 5 metres, inc. switch.
Radio remote control for LED lighting	FKS4	 A maximum of four power circuits can be switched and dimmed using the remote control. Six light fixtures can be included in each power circuit. Normally, a 15-watt LEVG15 transformer is sufficient, but if the connected light fixtures require more than 15 watt in total, please use the LEVG30 transformer with 30 watt.
Drawer organiser for 41.2 cm carcass depth	E1-65	 The 3 glass transverse dividers are fixed at the front and back, but the distances between the dividers can be adjusted.
Drawer organiser for 49.2 cm carcass depth	EK1-65	
Electrical storage compartment with radio remote control	LES65F	 Please specify the element in which the electrical storage compartment should be fitted. The integrated radio remote control has four connections. A maximum of four power circuits can be switched and dimmed. The upper cover is a removable wooden shelf, and the full cabinet depth can therefore be used.

Additional wooden and glass shelves

Please specify for which type it is required	each	Wooden shelves behind doors, 1.9-cm thick, glass shelves behind doors 0.6-cm thick.
--	------	---

Calea dining collection



Finishes

Matt silk lacquer: White, fango, anthracite

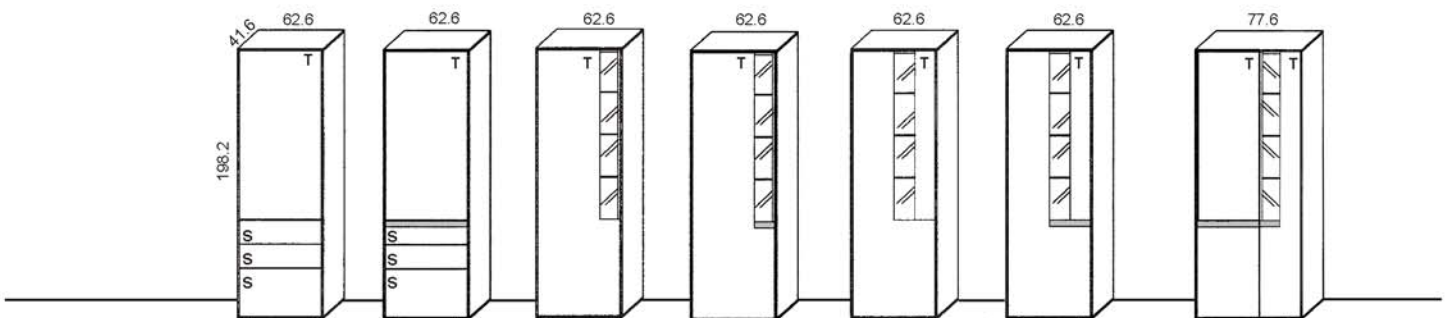
Veneers: Satin natural oak, natural wild oak, natural planked walnut

Price group	Front	Carcase frame
PG1	Lacquer	Lacquer
PG2	Lacquer	Veneer

Tall cabinets 41.2 cm deep

Dimensions in cm directly beside the corresponding picture.

Surcharge for display-unit rear panel in veneer:



(Hinge)	US11-35L	US11-36L	US11-37L	US11-38L	US11-39L	US11-40L	US11-42 (as shown)
Order no. (left)	US11-35L	US11-36L	US11-37L	US11-38L	US11-39L	US11-40L	US11-42 (as shown)
Order no. (right)	US11-35R	US11-36R	US11-37R	US11-38R	US11-39R	US11-40R	US11-42SV (mirror-image)
PG 1							
PG 2							

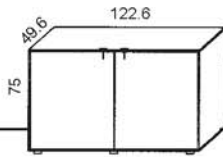
Sideboards

Dimensions in cm directly beside the corresponding picture.

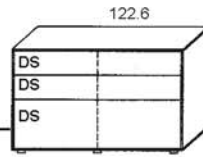
T = Doors S = Drawers

 = **Contrasting surface**

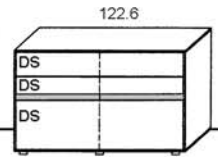
DS = Double drawers (1 front piece, 2 drawers that open simultaneously)



Order no. **UKS4-30**
PG 1
PG 2



Order no. **UKS4-31**

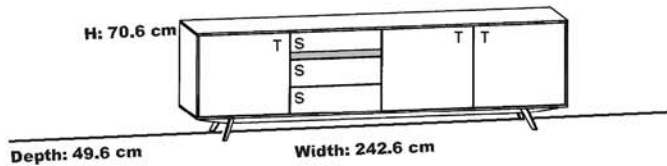


Order no. **UKS4-32**

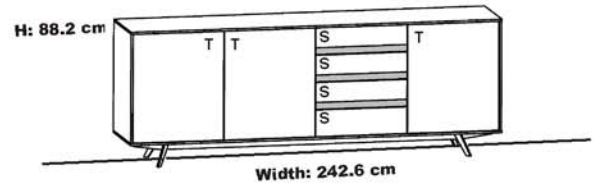
Sideboards

Dimensions in cm directly beside the corresponding picture.

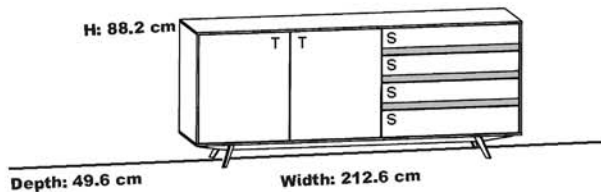
Planning information: All sideboards are also available as a mirror-image at no extra cost.



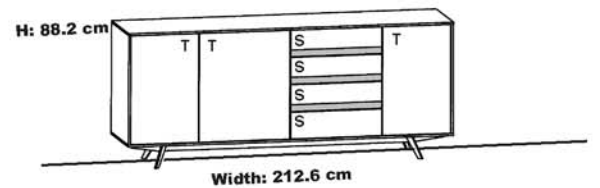
Order no. **CES71**
PG 1
PG 2



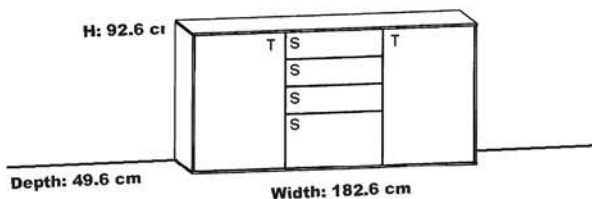
Order no. **CES72**




Order no. **CES73**
PG 1
PG 2



Order no. **CES74**




Order no. **CES175**
PG 1
PG 2



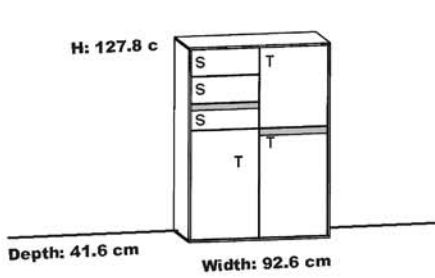
Order no. **CES176**

Highboards

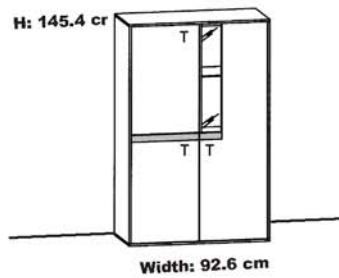
Dimensions in cm directly beside the corresponding picture.

 = Contrasting surface

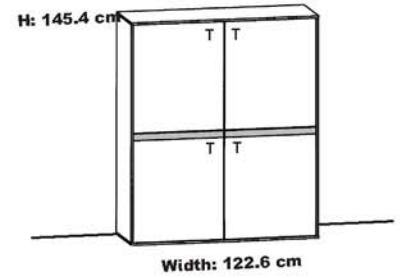
Planning information: All highboards are also available as a mirror-image at no extra cost.



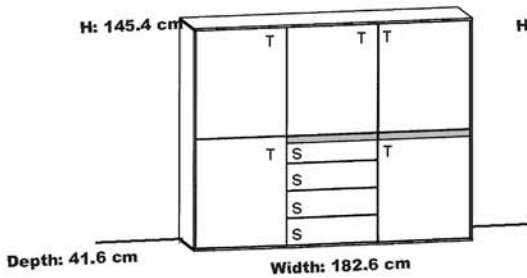
Order no. CES79
PG 1
PG 2



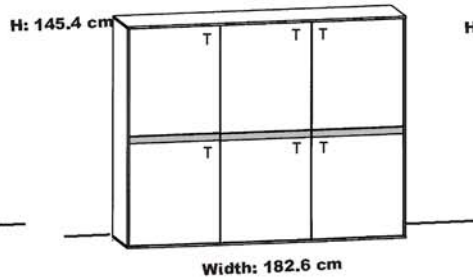
Order no. CES81 Surcharge for display-unit rear panel in veneer:



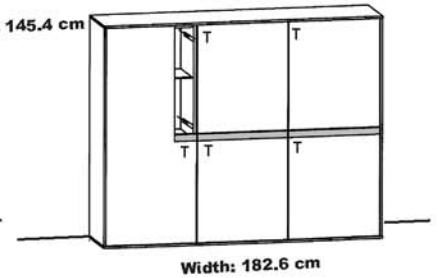
Order no. CES82



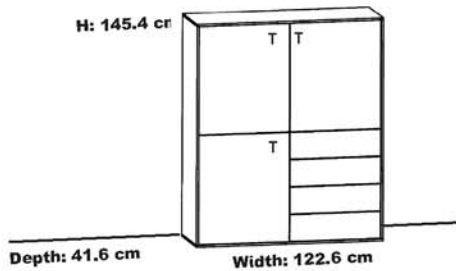
Order no. CES84
PG 1
PG 2



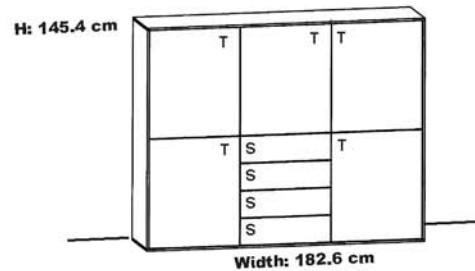
Order no. CES86



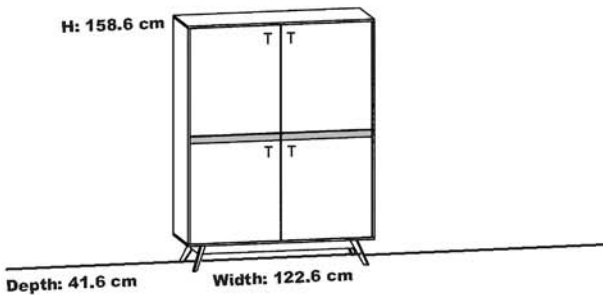
Order no. CES89 Surcharge for display-unit rear panel in veneer:



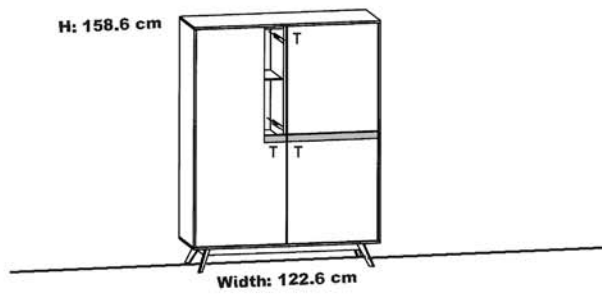
Order no. CES183
PG 1
PG 2



Order no. CES184

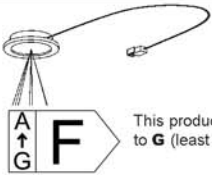


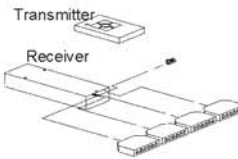
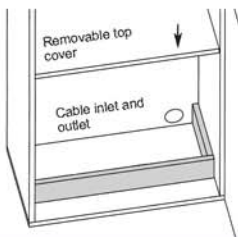

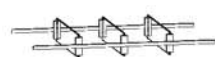




Order no. CES90
PG 1
PG 2



Order no. CES91 Surcharge for display-unit rear panel in veneer:

Accessories for Calea dining collection

Article	Order no.		Description
Lighting and switches			
Flush-mounted LED spotlight	LST2		 <p>For display units. 12 volt/2.6 watt, concealed cable duct, length: 4 metres. Only available with LED transformer.</p> <p>This product is fitted with lights in energy efficiency class <F> on a scale from A (most efficient) to G (least efficient). The bulbs in the LED lights cannot be replaced.</p>
LED glass-edge lighting			 <p>Power is supplied via a cable through the rear panel.</p>
for 45-cm-wide display units	LG45		Only available with LED transformer. 12 volt/3 watt, cable length: 4 metres.
for 60-cm-wide display units	LG60		Only available with LED transformer. 12 volt/4.1 watt, cable length: 4 metres.
			 <p>This product is fitted with lights in energy efficiency class <F> on a scale from A (most efficient) to G (least efficient). The bulbs in the LED lights cannot be replaced.</p>
Transformers and remote controls			
LED transformer, max. 15 watt	LEVG15		12 volt/15 watt, suitable for 6 connections. Cable length: approx. 5 metres, inc. switch.
LED transformer, max. 30 watt	LEVG30		12 volt/30 watt, suitable for 10 connections. Cable length: approx. 5 metres, inc. switch.
Radio remote control for LED lighting	FKS4		 <p>A maximum of four power circuits can be switched and dimmed using the remote control. Six light fixtures can be included in each power circuit. If required, the remote control is connected between the transformer and lighting.</p>
Electrical storage compartment without radio remote control			
Fitted behind doors	LES		 <p>Please specify on which element installation will be completed. There is no radio remote control in this electrical storage compartment. The upper cover is a removable wooden shelf, and the full cabinet depth can therefore be used.</p>
Drawers: Special equipment			
For elements 45 cm wide, 41.6 cm deep	E1-45		 <p>Drawer interior section for shallow drawers with 3 dividers</p>
For elements 60 cm wide, 41.6 cm deep	E1-60		 <p>Drawer interior section for shallow drawers with 3 dividers</p>
For elements 60 cm wide, 49.6 cm deep	EK1-60		 <p>Drawer interior section for shallow drawers with 3 dividers</p>
For elements 90 cm wide, 49.6 cm deep	EK1-90		 <p>Drawer interior section for shallow drawers with 4 dividers</p>
Additional wooden and glass shelves			
Please specify for which type it is required	each		Wooden shelves behind doors, 1.9-cm thick, glass shelves behind doors 0.6-cm thick.

Felino dining collection



Finishes

Front and carcass:

White, fango, taupe, anthracite matt silk lacquer

Display-unit rear panels in contrast finish

Honey oak timber, natural knotty walnut

Planning information for handles:

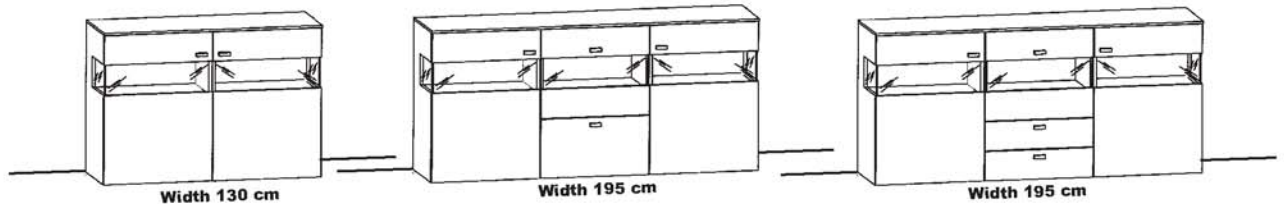
Handles are delivered in stainless steel as standard. As an exception, handles are delivered in anthracite if the anthracite matt silk lacquer finish is chosen. For the other finishes, it is possible to opt for anthracite handles rather than stainless steel ones at no extra cost; if required, please state this clearly on the order.

Sideboards and highboards

Dimensions in cm directly beside the corresponding picture.

H: 91.3 cm

Depth: 49.2 cm



Order no.
Price

FES57

Surcharge for display-unit rear panel in veneer:

FES58

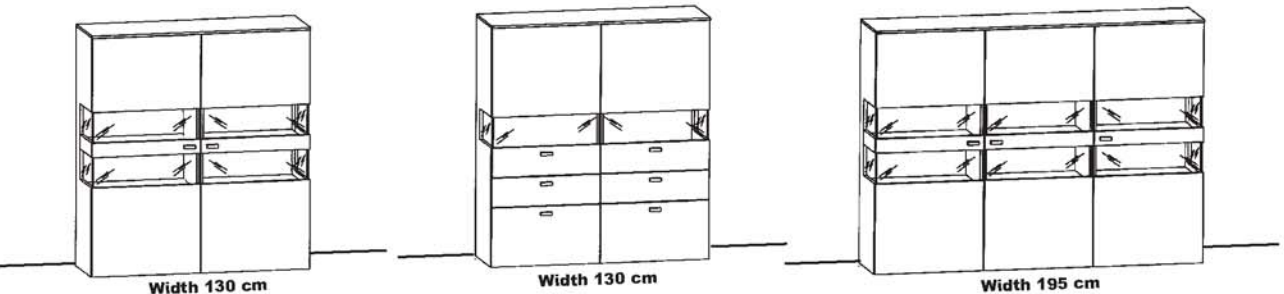
Surcharge for display-unit rear panel in veneer:

FES59

Surcharge for display-unit rear panel in veneer:

H: 144.1 cm

Depth: 41.2 cm



Order no.
Price

FES31

Surcharge for display-unit rear panel in veneer:

FES32

Surcharge for display-unit rear panel in veneer:

FES33

Surcharge for display-unit rear panel in veneer:

Tall cabinets 41.2 cm deep, wall shelves and accessories

Dimensions in cm directly beside the corresponding picture.

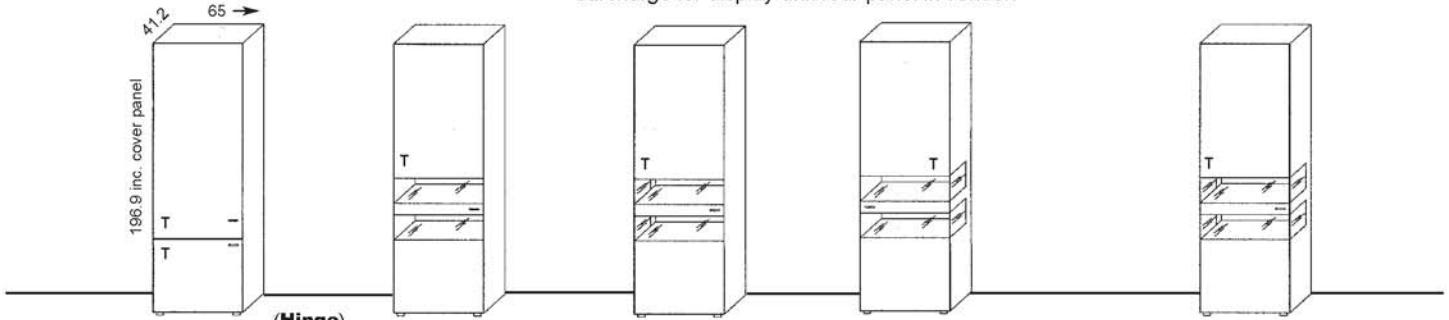
T = Doors S = Drawers

without side glazing

with side glazing on one side

with side glazing on both sides

Surcharge for display-unit rear panel in veneer:





Order no.	FES1L	(Hinge) (left)	FES2L	FES3	FES4	FES5L
Order no.	FES1R	(right)	FES2R	FES3	FES4	FES5R
Price						

Wall shelves with lacquered rear panel and glass shelf



The load-bearing capacity is 6 kg/linear metre when mounted to solid brickwork in accordance with the manufacturer's instructions



Order no. FES81

Order no. FES82

Price

Article	Order no.	Description
Flush-mounted LED spotlight	LST2	<p>For display units, 12 volt/2.6 watt, concealed cable duct, length: 4 metres. Transformer required.</p> <p>This product is fitted with lights in energy efficiency class <F> on a scale from A (most efficient) to G (least efficient). The bulbs in the LED lights cannot be replaced.</p>
LED transformer 15 watt	LEVG15	12 volt/15 watt, suitable for 6 connections. Cable length: approx. 5 metres, inc. switch.
30 watt	LEVG30	12 volt/30 watt, suitable for 10 connections. Cable length: approx. 5 metres, inc. switch.
Radio remote control for LED lighting	FKS4	<p>A maximum of four power circuits can be switched and dimmed using the remote control. Six light fixtures can be included in each power circuit. Normally, a 15-watt LEVG15 transformer is sufficient, but if the connected light fixtures require more than 15 watt in total, please use the LEVG30 transformer with 30 watt.</p>
Electrical storage compartment with radio remote control Fitted behind	LES65F LES65KF	<p>Please specify the element in which the electrical storage compartment should be fitted. The integrated radio remote control has four connections. A maximum of four power circuits can be switched and dimmed. The upper cover is a removable wooden shelf, and the full cabinet depth can therefore be used.</p>
Drawer organiser for 41.2 cm carcass depth	E1-65	<p>The 3 glass transverse dividers are fixed at the front and back, but the distances between the dividers can be adjusted.</p>
Drawer organiser for 49.2 cm carcass depth	EK1-65	
Wide shelf	FA65	Additional wooden shelf behind doors, 61.1 x 33 x 1.9 cm

Treviso dining collection



Finishes

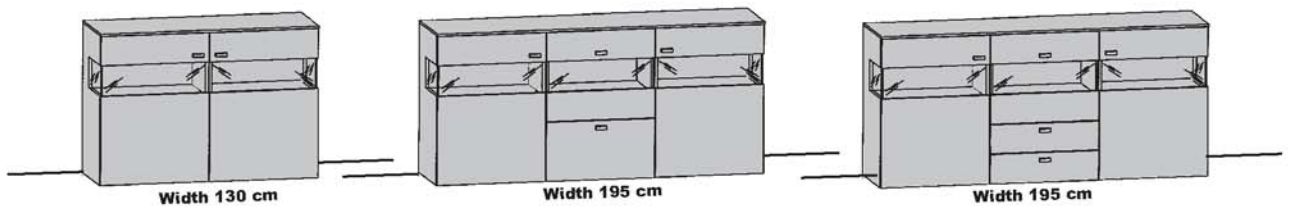
Front and carcass:
Natural oak timber

Sideboards and highboards

Dimensions in cm directly beside the corresponding picture.

H: 91.3 cm

Depth: 49.2 cm



Order no.
Price

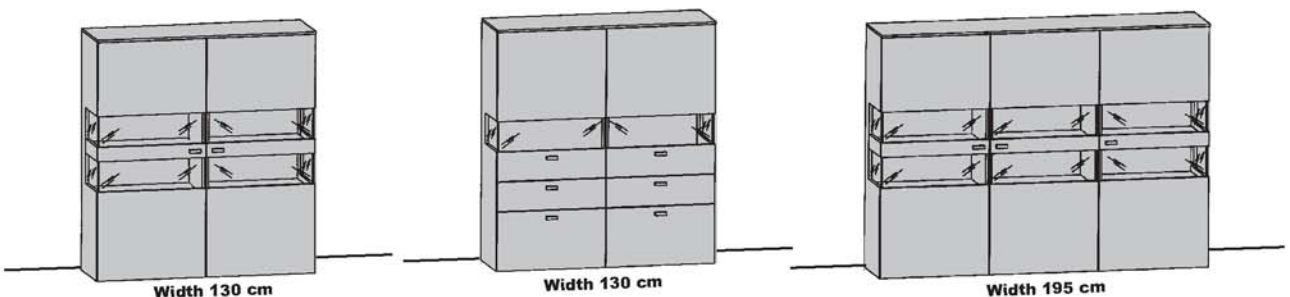
TOS57

TOS58

TOS59

H: 144.1 cm

Depth: 41.2 cm



Order no.
Price

TOS31

TOS32

TOS33

Tall cabinets 41.2 cm deep, wall shelves and accessories

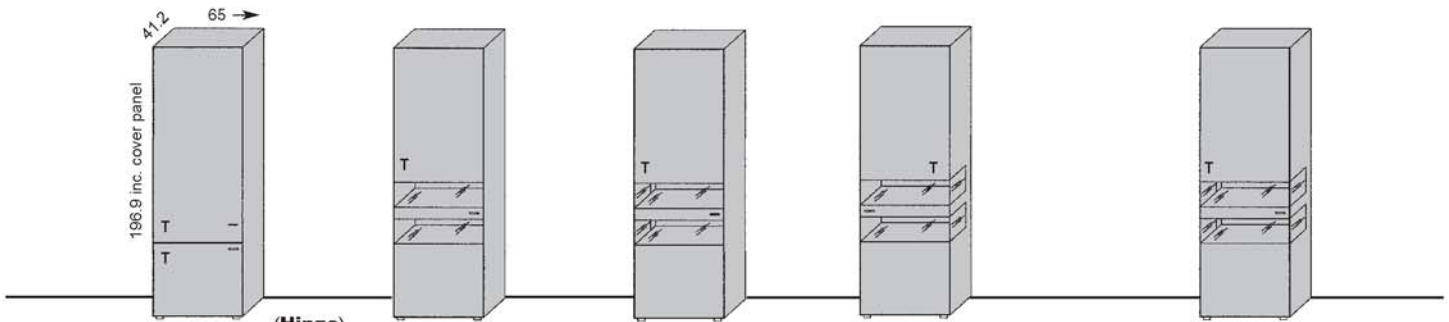
Dimensions in cm directly beside the corresponding picture.

T = Doors S = Drawers

without side glazing

with side glazing on one side

with side glazing on both sides



Order no.	TOS1L	(Hinge) (left)	TOS2L	TOS3	TOS4	TOS5L
Order no.	TOS1R	(right)	TOS2R			TOS5R
Price						

Wall shelves with glass shelf

The load-bearing capacity is 6 kg/linear metre when mounted to solid brickwork in accordance with the manufacturer's instructions



Order no.	TOS81	TOS82
Price		

Article	Order no.	Description
Flush-mounted LED spotlight	LST2	<p>For display units, 12 volt/2.6 watt, concealed cable duct, length: 4 metres. Transformer required.</p> <p>This product is fitted with lights in energy efficiency class <F> on a scale from A (most efficient) to G (least efficient). The bulbs in the LED lights cannot be replaced.</p>
LED transformer 15 watt 30 watt	LEVG15 LEVG30	<p>12 volt/15 watt, suitable for 6 connections. Cable length: approx. 5 metres, inc. switch.</p> <p>12 volt/30 watt, suitable for 10 connections. Cable length: approx. 5 metres, inc. switch.</p>
Radio remote control for LED lighting	FKS4	<p>A maximum of four power circuits can be switched and dimmed using the remote control. Six light fixtures can be included in each power circuit. Normally, a 15-watt LEVG15 transformer is sufficient, but if the connected light fixtures require more than 15 watt in total, please use the LEVG30 transformer with 30 watt.</p>
Electrical storage compartment with radio remote control Fitted behind	LES65F LES65KF	<p>Please specify the element in which the electrical storage compartment should be fitted. The integrated radio remote control has four connections. A maximum of four power circuits can be switched and dimmed. The upper cover is a removable wooden shelf, and the full cabinet depth can therefore be used.</p>
Drawer organiser for 41.2 cm carcass depth	E1-65	<p>The 3 glass transverse dividers are fixed at the front and back, but the distances between the dividers can be adjusted.</p>
Drawer organiser for 49.2 cm carcass depth	EK1-65	
Wide shelf	FA65	Additional wooden shelf behind doors, 61.1 x 33 x 1.9 cm

Misano dining collection



Finishes

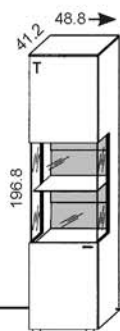
Lacquer sections:

White, fango, anthracite matt silk lacquer

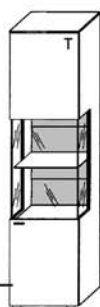
Contrasting surfaces:

Solid brushed oiled natural wild oak, textured terra oak timber veneer

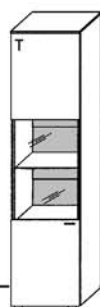
Tall cabinets and highboards 41.2 cm deep Dimensions in cm directly beside the corresponding picture.



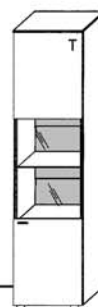
Order no. ZS11-1
PG 1



ZS11-2

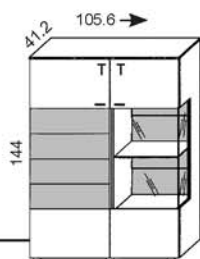


ZS11-3

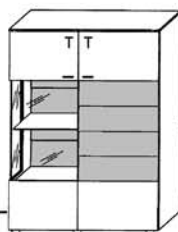


ZS11-4

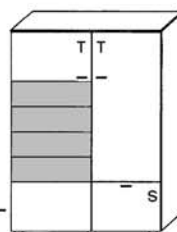
Highboards on gliders



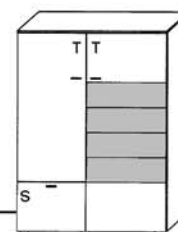
Order no. HBS21
PG 1



HBS22



HBS29



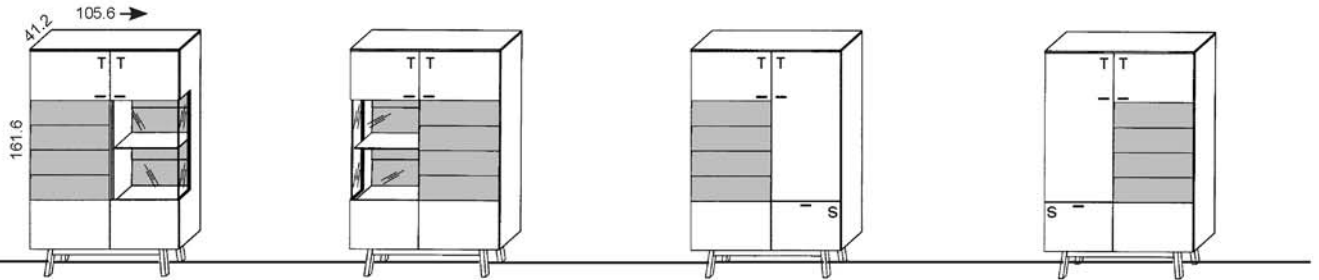
HBS30

Highboards and angled shelves

Dimensions in cm directly beside the corresponding picture.

T = Doors **S = Drawers**

Highboards on base panel



Order no. HBS1
PG 1

HBS2

HBS9

HBS10

Sideboards on gliders

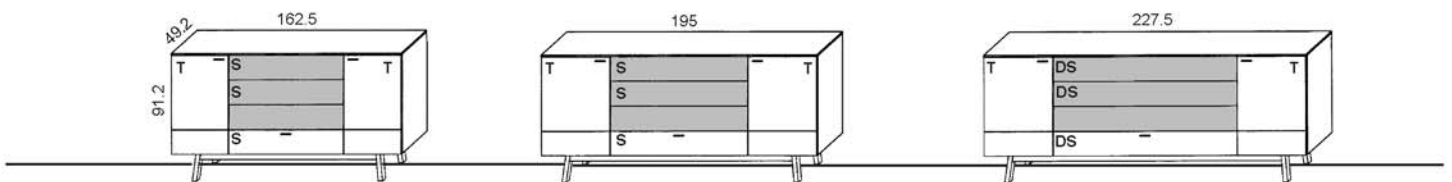


Order no. SBS21
PG 1

SBS22

SBS23

Sideboards with base panel




Order no. SBS1
PG 1

SBS4

SBS2

Angled shelves

↓  The load-bearing capacity of the angled shelves is 15 kg when mounted to solid brickwork in accordance with the manufacturer's instructions.


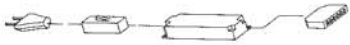

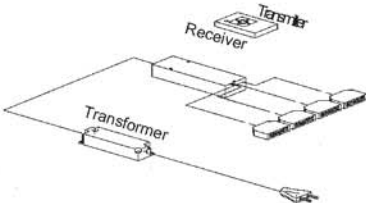
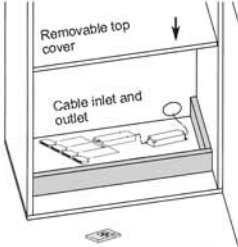


Order no. WIS146G
PG 1




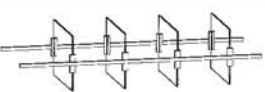
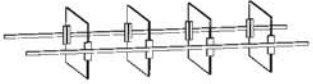
WIS162G

WIS195G

Accessories for Misano dining collection

Article	Order no.		Description
Lighting and switches			
LED lighting set For display units	LEDSET2		4 LED lights, cable length approx. 4 metres. Transformer required. 12 volt/20.4 watt.
LED niche lighting For sideboards 162.5 cm wide and WI146G For sideboards 195 cm wide and WI162G For sideboards 227.5 cm wide and WI195G	LM81 LM98 LM130		1 LED light, cable length approx. 4 metres. Transformer required. 12 volt/8 watt. 1 LED light, cable length approx. 4 metres. Transformer required. 12 volt/9.4 watt. 1 LED light, cable length approx. 4 metres. Transformer required. 12 volt/12 watt.
			 <p>This product is fitted with lights in energy efficiency class <F> on a scale from A (most efficient) to G (least efficient). The bulbs in the LED lights cannot be replaced.</p>
Transformers and remote controls			
LED transformer 15 watt	LEVG15		12 volt/15 watt, suitable for 6 connections. Cable length: approx. 5 metres, inc. switch. 
LED transformer 30 watt	LEVG30		12 volt/30 watt, suitable for 10 connections. Cable length: approx. 5 metres, inc. switch. 
Radio remote control incl.: LED transformer 30 watt LED transformer 60 watt	FKS4-30 FKS4-60		 <p>A maximum of four power circuits can be switched and dimmed using the remote control. Six light fixtures can be included in each power circuit. For this remote control, a 30 or 60 watt transformer is included in the set depending on the chosen version.</p>
Electrical storage compartment without radio remote control			
Fitted behind doors	LES		 <p>Please specify the element in which the electrical storage compartment should be fitted. There is no radio remote control in this electrical storage compartment. The upper cover is a removable wooden shelf, and the full cabinet depth can therefore be used.</p>
Additional wooden and glass shelves			
Please specify for which type it is required	each		Wooden shelves behind doors, 1.9-cm thick, glass shelves behind doors 0.6-cm thick.

Accessories for Misano dining collection

Article	Order no.		Description
Drawers: Special equipment			
For sideboards SBS2 and SBS23	EK1-65		Drawer interior section for shallow drawers with 3 dividers
For sideboards SBS1 and SBS21	EK1-81		Drawer interior section for shallow drawers with 4 dividers
For sideboards SBS4 and SBS22	EK1-98		Drawer interior section for shallow drawers with 4 dividers
For sideboards SBS1 and SBS21	EK2-81		Drawer interior section for tall drawers with 4 dividers
For sideboards SBS4 and SBS22	EK2-98		Drawer interior section for tall drawers with 4 dividers

Other storage furniture solutions that complement the Gwinner dining collection

All Gwinner living room furniture ranges include comprehensive solutions for designing your perfect dining room.

Lowboards, sideboards and highboards in many finishes and sizes

Display units and storage elements in different heights and widths

Shelves and wall shelves in many designs and finishes



The wood and lacquer finishes included in the living-room ranges are designed to match the dining room collection. It is therefore possible to combine any pieces together without limitation or constraint.

GWINNER

S - D E S I G N