

GWINNER[®]

MADE IN THE BLACK FOREST

BRERA

BRERA - AS INDIVIDUAL AS YOUR LIFE



valid from 15.02.2022

BREERA

VENEER

can be planned in all areas



Satin natural oak



Satin nebbia oak



Satin terra oak



Natural wild oak

MATT SILK LACQUER

can be planned in all areas



White lacquer



Beige lacquer



Anthracite lacquer

EFFECT SURFACES

can be planned for selected fronts

HIGH-GLOSS LACQUER



White lacquer



Beige lacquer



Anthracite lacquer

METALLIC LACQUER



Metallic gold



Metallic silver

The colour and wood finishes have been specifically created for Gwinner models and can therefore not be found in any standard. Colour samples provide an approximate reproduction and serve only as a guide.



GWINNER[®]

MADE IN THE
BLACK FOREST

CONTENTS

- 2 Finishes
- 4-9 Product and planning information

PLANNING SYSTEM FOR INDIVIDUAL MODELS

- 12-19 Lowboards, 2 and 3 increments,
Wall units, 2 and 3 increments
- 20-23 Sideboards
- 24-27 Highboards
- 28-29 Tall cabinet elements
- 29 Wall units, 5 and 7 increments
- 30 Wall panels, wall boards and photo boards
- 31 Contrasting fronts
- 32 Additional display-unit rear panels
- 33-35 Accessories (lighting, shelves, etc.)
- 36-37 Dining tables
- 38 Coffee tables
- 39 Recommended chairs
- 40-66 **COMBINATIONS**

CUSTOMER SERVICES

SALES

We are available Monday to Friday, 8 a.m. – 5 p.m.,
by calling +49 (0) 7445 183 0.

PLANNING SERVICE

We are available Monday to Friday, 8 a.m. – 5 p.m.,
by calling +49 (0) 7445 183 370 or
by fax +49 (0) 7445183 399.

www.gwinner.de | info@gwinner.de



OUR PROMISE



PERFECTION MEETS PASSION

For us, manufacturing high-quality furniture is a matter of the heart, and has been so for nearly 100 years. In addition to their professional qualifications and particular expertise, our employees are perfectly in tune with wood as a material, and the pieces of furniture that are made from it.



PARTICULARLY SUSTAINABLE: VENEER WOOD

When manufacturing our furniture, we use the finest veneer wood almost exclusively for ecological reasons. As real wood, veneer is a special kind of quality product: a thick wooden trunk is cut thinly to make veneer, thereby creating many square metres of real wood surface. As such, veneer is the thinnest and most ecological solid wood in the world.



CLIMATE PACT

GWINNER Wohndesign has signed the Climate Pact for the Furniture Industry. In view of rapidly advancing global climate change and the devastating impact it is having on people and nature, we and the German Furniture Quality Association (DGM) are committed to the UN's 1.5-degree target – as such, our furniture bears the DGM climate label as a sign of our sense of responsibility towards climate change.



SUSTAINABLE FORESTRY

The wood we use is sourced exclusively from sustainably managed forests, thereby guaranteeing that this valuable resource will be retained in the future.



WE ARE MINIMISING OUR CARBON FOOTPRINT

We cover almost all of our energy needs for both production and the administration building by burning our waste wood. This saves around 750 tonnes of CO₂ per year. Furthermore, we use green electricity, generated from renewable energy sources.



5-YEAR WARRANTY

In line with our high quality standards, we grant our customers a 5-year warranty on all GWINNER products.



MADE IN GERMANY

With a high regard for technical perfection and craftsmanship, our products are developed and produced entirely in Germany.

PRODUCT INFORMATION

BRERA HAS BEEN AWARDED THE DGM MARK OF QUALITY BY THE GERMAN FURNITURE QUALITY ASSOCIATION



COUNTRY OF MANUFACTURE Germany

MATERIALS USED

The carcass and front are made from lacquered or veneered E1 chipboard. The fronts, sides and shelves are 19-mm thick, the rear panels are 5-mm thick. Cover panels, plinth panels and outer panels are 13-mm thick.

Featuring convenient push-to-open and soft-close functions on doors and drawers, 3-way adjustable door hinges with quick-assembly technology, including door cushioning as standard and 4-dimensionally adjustable drawers. Tested 4 times. Display-unit doors and glass shelves in clear glass.

VENEERS

Please note that every piece of precious veneer is unique and can vary widely from one veneer trunk to another by its very nature. Despite our veneer specialists taking the greatest care, variations from brochure illustrations and unit samples cannot be ruled out.

LOAD-BEARING CAPACITY

When loaded evenly, the load-bearing capacity is 15 kg for lowboard drawers and 10 kg for all other drawers, as well as 15 kg for wooden shelves and 10 kg for glass shelves.

HOME HYGIENE

BRERA meets the requirements for a healthy home environment, it has been tested for harmful substances in accordance with RAL-GZ 430/1-1.



CARE INSTRUCTIONS

We recommend that you wipe your piece of furniture with a dry or slightly damp dust cloth. Ensure that any polish is free of wax and silicone. Our lacquers are highly resistant to abrasion in accordance with DIN 68861.

ELECTRICS

All lighting elements and connection cables are VDE-tested.

ENERGY USAGE



The LED lights used are fitted with bulbs in energy class **<F>** on a scale of **A** (most efficient) to **G** (least efficient). The bulbs in the LED lights cannot be replaced.

Subject to errors, as well as design, colour and material modifications as part of technical progress.

PLANNING AND ORDERING INFORMATION

QUALITY FEATURES

- » BRERA is an exclusive and varied planning programme for standalone furniture.
- » The front and carcass surround can be chosen from a range of veneers (satin, nebbia and terra natural oak, or natural wild oak) and matt silk lacquers (white, beige or anthracite).
- » Can be combined with contrasting surfaces in metallic gold or silver, and high-gloss lacquer.
- » Featuring convenient push-to-open and soft-close functions on doors and drawers.
- » 3-way adjustable door hinges with quick-assembly technology, including door cushioning as standard and 4-dimensionally adjustable drawers.
- » Each piece of furniture is a one-off and veneer is a unique natural product. Samples and brochure illustrations merely approximate the texture and colour tone of the veneer or lacquer finish. Variations in texture, colour and grain are unavoidable due to different veneer trunks being used. They are proof of nature's uniqueness and not a reason for complaint.



BRERA

CAN BE CONFIGURED IN ANY WAY
USING THE PLANNING PROGRAMME

furn plan



HAVE YOU INCLUDED EVERYTHING IN YOUR PLAN?

THE FOLLOWING INFORMATION IS REQUIRED FOR THE BRERA:

- ✓The finish for the front. Both the main finish and the contrasting finishes for individual sections
- ✓The finish for the carcass surround
- ✓The finish and position of the contrasting surfaces
- ✓Positioning sequence or sketch for freely designed configurations
- ✓Accessories and lighting, if required

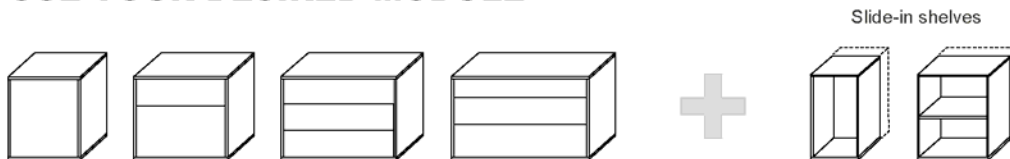
! When including lighting, we recommend using the electrical storage compartment with radio remote control. As a result, all transformers, connectors and distributors are neatly stored away but are still easily accessible; all lighting can be operated using the remote control.

Please note that the delivery time may be extended if an order is unclear or incomplete. Please ensure you provide all details when placing your order to enable us to process your order quickly and correctly. Only the current type list applies for price, dimensions and design information.

BRERA - AS INDIVIDUAL AS YOUR LIFE

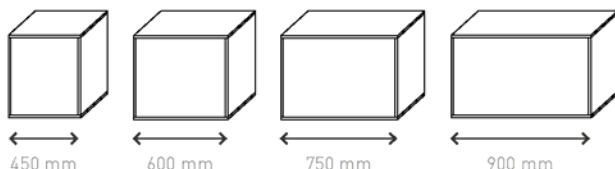
1

CHOOSE YOUR DESIRED MODULE



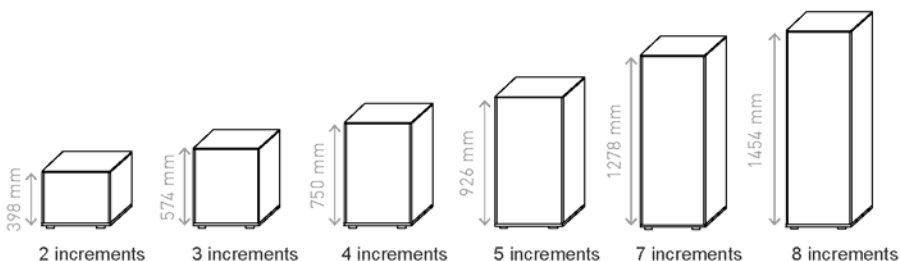
2

SPECIFY THE WIDTH OF YOUR MODULE



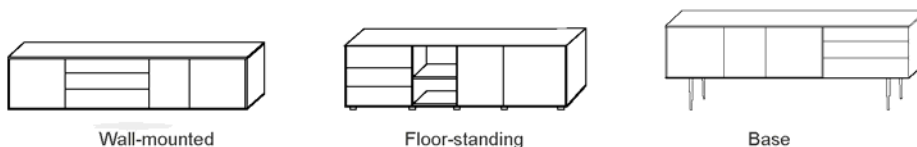
3

SPECIFY THE HEIGHT OF YOUR DESIGNER FURNITURE



4

CHOOSE YOUR FAVOURITES



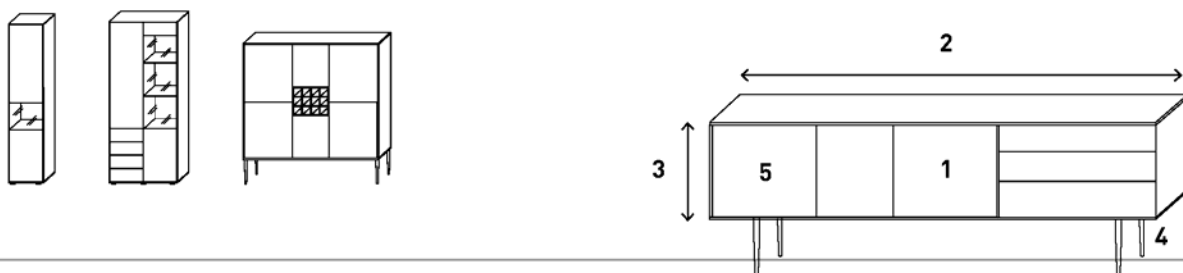
5

SPECIFY YOUR WOOD AND LACQUER FINISHES, AND CONTRASTING SURFACES

VENEER	Satin natural oak, satin nebbia oak, satin terra oak, natural wild oak,
MATT SILK LACQUER	white lacquer, beige lacquer, anthracite lacquer
HIGH-GLOSS LACQUER	White lacquer, beige lacquer, anthracite lacquer
METALLIC LACQUER	Metallic gold, metallic silver

6

COMPLEMENT YOUR DESIGNER FURNITURE WITH ADDITIONAL PIECES SUCH AS DISPLAY UNITS, WALL SHELVES, PHOTO BOARDS AND MUCH MORE

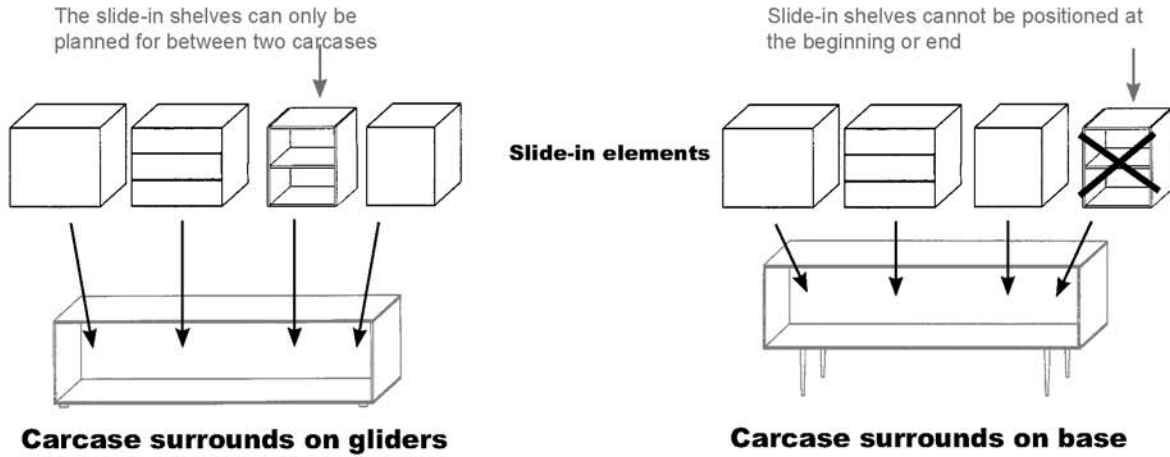


This is an extract from the full programme. Not all modules are available in every height, width and depth. The carcass surround determines the possibilities of each increment height. Please note which feet options can be combined with the appropriate module heights.

GENERAL PLANNING INFORMATION

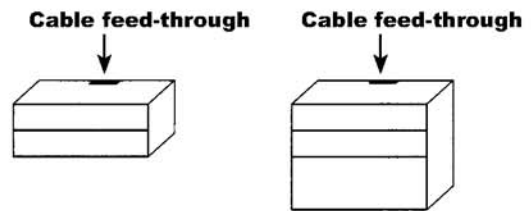
CARCASE SURROUND AND SLIDE-IN CABINETS


A combination always consists of the carcass surround and the slide-in elements.
Neither the carcass surround nor the inner carcass can be planned as a stand-alone piece.



CABLE FEED-THROUGHS

The cable feed-throughs are supplied in anthracite with a flap and sealing brush, and are used for easy cable management.

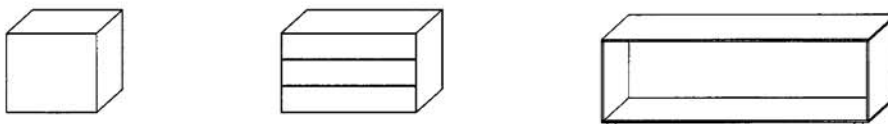


Elements marked with this symbol  in the drawing have a cable feed-through as standard.
If it is not required, please note this clearly on your order.

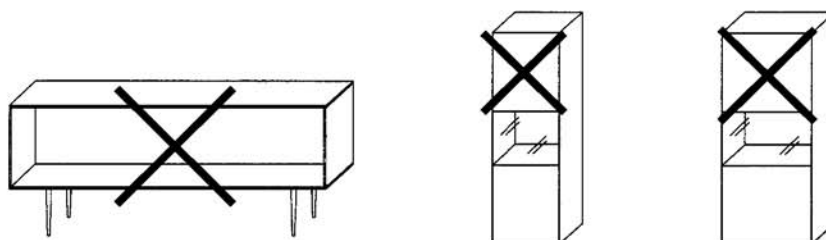
WIDTH REDUCTIONS

It is possible to reduce the width of elements with closed doors or drawer fronts, as well as carcass surrounds.
The surcharge is calculated at 30% of the element price. Carcass surrounds with a base, display units and the high-gloss lacquer and metallic finishes cannot be shortened.

Width can be shortened



Width cannot be shortened



GENERAL PLANNING INFORMATION

DOOR HINGE

Only slide-in elements with a left-hand hinge are shown. All elements are also available with a right-hand hinge. When ordering, please clearly state the required version using -L or -R. The elements are laid out appropriately in Furnplan.

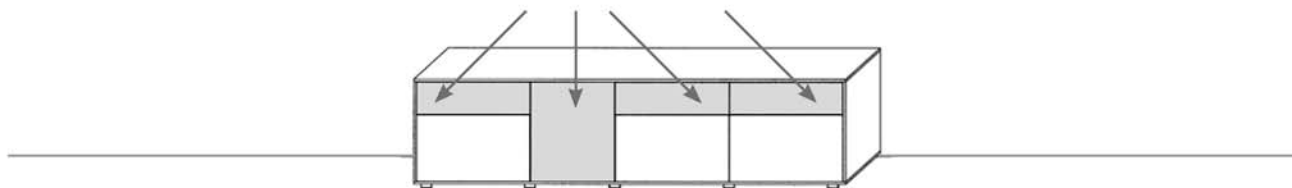
ALTERNATE FINISHES FOR FRONTS

In principle, all contrasting fronts marked with * are interchangeable. There is no surcharge to pay if you opt for a different finish within the matt silk lacquer finishes or within the veneer finishes. It is also possible to opt for a different finish between these two finishes at no extra cost. If you decide to change the contrasting fronts from matt silk lacquer or veneer to a metallic or high-gloss finish, the applicable surcharges for contrasting fronts are calculated as set out on page 31.



CHARGEABLE ALTERNATIVE

The contrasting fronts in high-gloss lacquer or metallic lacquer



PRICING STRUCTURE

Item no. – **L** the price refers to the item in full **matt silk lacquer**

Item no. – **F** the price refers to the item in full **veneer**

Item no. – **A** the price refers to the item, **as shown**, featuring a combination of different materials (matt silk lacquer and veneer), including contrasting fronts in high-gloss and metallic lacquer



BR10L (all in **matt silk lacquer**)

BR10F (all in **veneer**)

BR10A (as **shown** inc. contrasting fronts in metallic)

If you are unable to meet your planning requirements using standard elements, please get in touch. We will try to find a solution.

SYSTEM OVERVIEW

LOWBOARDS, 2 INCREMENTS Depth 49.6 cm, Height 39.8 cm on gliders / 66.4 cm on base panel **PAGE 12-13**

Carcase surrounds on gliders



Carcase surrounds on base



Slide-in cabinets



LOWBOARDS, 3 INCREMENTS Depth 49.6 cm, Height 57.4 cm on gliders / 86.0 cm on base **PAGE 16-17**

Carcase surrounds on gliders



Carcase surrounds on base



Slide-in cabinets



WALL UNITS, 2 AND 3 INCREMENTS Depth 41.6 cm, Height 37.8 cm / 55.4 cm **PAGE 12-13, 18-19**

Carcase surrounds

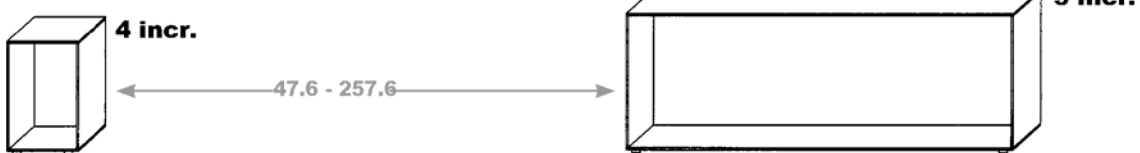


Slide-in cabinets



SIDEBOARDS, 4 AND 5 INCREMENTS Depth 49.6 cm, Height 75.0 cm / 92.6 cm on gliders **PAGE 20-23**

Carcase surrounds on gliders



Slide-in cabinets

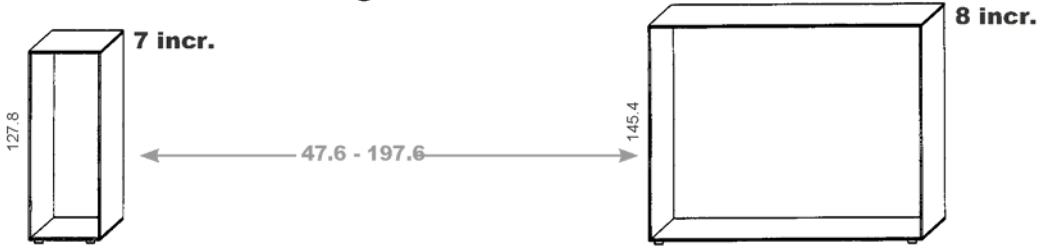


SYSTEM OVERVIEW

HIGHBOARDS, 7 AND 8 INCREMENTS Depth 41.6 cm, Height see figure

PAGE 24-27

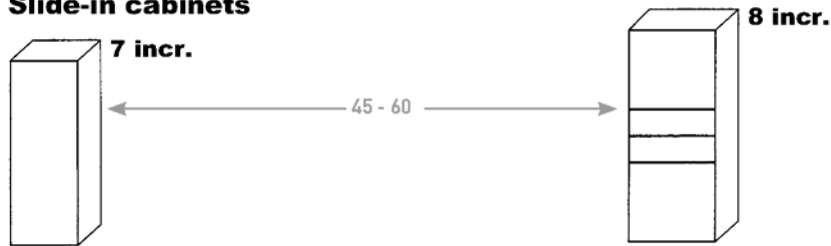
Carcase surrounds on gliders



Carcase surrounds on base



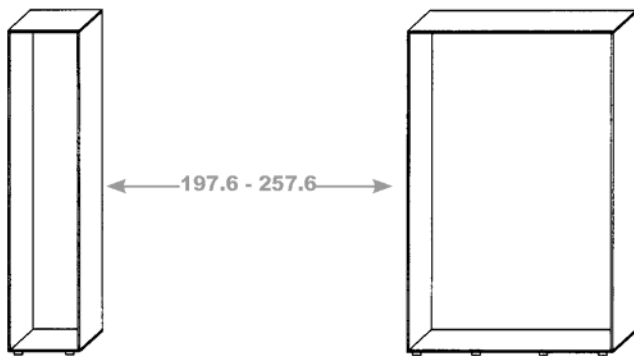
Slide-in cabinets



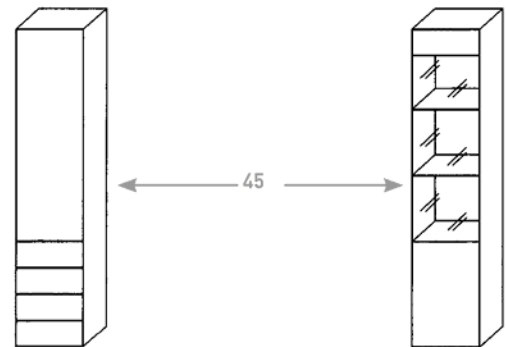
TALL CABINET, 12 INCREMENTS Depth 41.6 cm, Height 213.8 cm

PAGE 28-29

Carcase surrounds on gliders



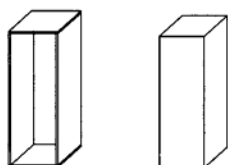
Slide-in cabinets



WALL UNITS, WALL PANELS, WALL BOARDS AND PHOTO BOARDS

PAGE 29-30

5 and 7 increments



7 and 8 increments



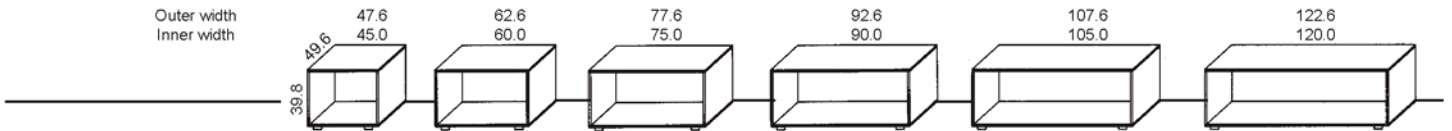
Carcase surrounds for 2-increment lowboards

Dimensions in cm directly beside the corresponding picture

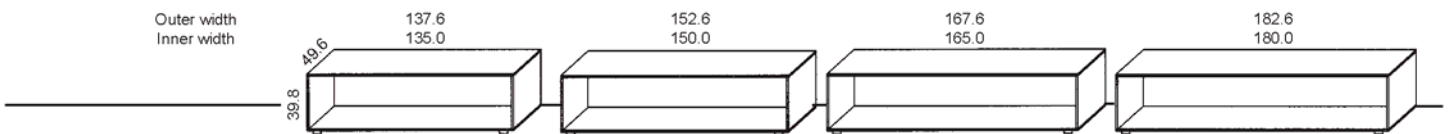
Planning information:

Lowboards consist of a carcase surround and the slide-in elements which can be planned freely. Carcase surrounds are available as a single piece up to max. 257.6 cm. For wider lowboards, the separate elements are pushed together sensibly or where requested. The prices for the required carcase surrounds are added together. The two inner sides are then omitted at the join. If opting for a base, widths exceeding 257.6 cm are not possible. The carcase surround and slide-in elements can be freely combined with each other in any finish. Slide-in shelves cannot be positioned at the beginning or end of a combination.

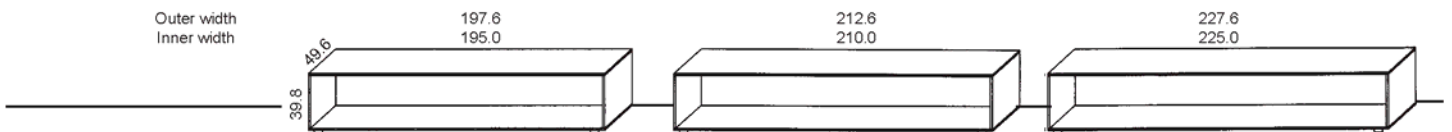
Carcase surrounds on gliders, 2 increments



Order no.	UK2-45L	UK2-60L	UK2-75L	UK2-90L	UK2-105L	UK2-120L
Matt silk lacquer						
Order no.	UK2-45F	UK2-60F	UK2-75F	UK2-90F	UK2-105F	UK2-120F
Veneer						



Order no.	UK2-135L	UK2-150L	UK2-165L	UK2-180L
Matt silk lacquer				
Order no.	UK2-135F	UK2-150F	UK2-165F	UK2-180F
Veneer				



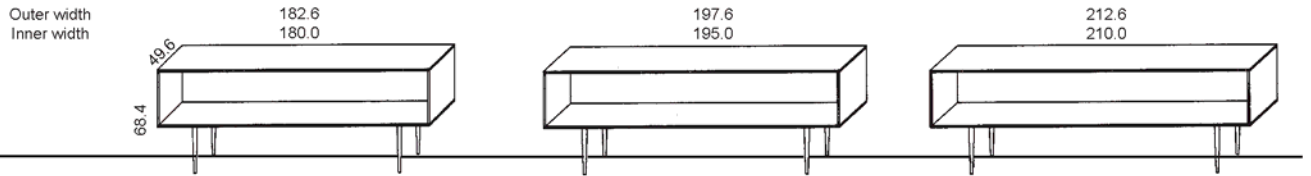
Order no.	UK2-195L	UK2-210L	UK2-225L
Matt silk lacquer			
Order no.	UK2-195F	UK2-210F	UK2-225F
Veneer			



Order no.	UK2-240L	UK2-255L
Matt silk lacquer		
Order no.	UK2-240F	UK2-255F
Veneer		

Carcase surrounds and 2-increment lowboard elements

Carcase surrounds on base, 2 increments



Order no.	GK2-180L	GK2-195L	GK2-210L
Matt silk lacquer			
Order no.	GK2-180F	GK2-195F	GK2-210F
Veneer			



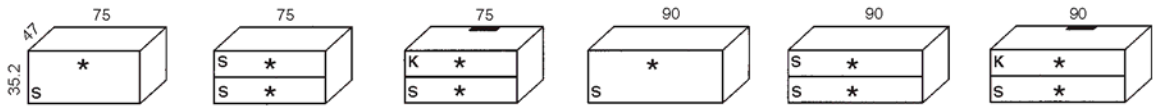
Order no.	GK2-225L	GK2-240L	GK2-255L
Matt silk lacquer			
Order no.	GK2-225F	GK2-240F	GK2-255F
Veneer			

TL=Left door S=Drawer K=Flap

Slide-in cabinets, 2 increments

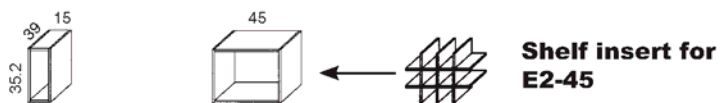


Order no.	UK2-1LL	UK2-2LL	UK2-3L	UK2-4L
Matt silk lacquer				
Order no.	UK2-1LF	UK2-2LF	UK2-3F	UK2-4F
Veneer				



Order no.	UK2-8L	UK2-9L	UK2-10L	UK2-14L	UK2-15L	UK2-16L
Matt silk lacquer						
Order no.	UK2-8F	UK2-9F	UK2-10F	UK2-14F	UK2-15F	UK2-16F
Veneer						

Slide-in shelves, 2 increments



Order no.	E2-15L	E2-45L	FE2-45L
Matt silk lacquer			
Order no.	E2-15F	E2-45F	FE2-45F
Veneer			

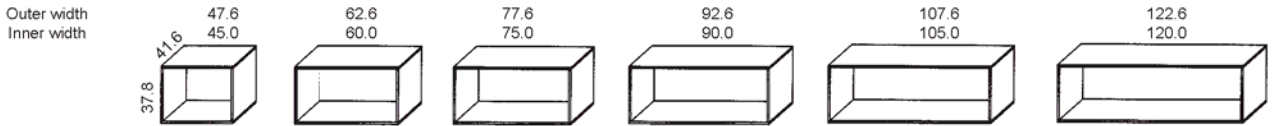
Carcase surrounds for 2-increment wall units

Dimensions in cm directly beside the corresponding picture

Planning information:

Wall units consist of a carcass surround and the slide-in elements which can be planned freely. Carcass surrounds are available as a single piece up to max. 257.6 cm. For wider wall units, the separate elements are pushed together sensibly or where requested. The prices for the required carcass surrounds are added together. The two inner sides are then omitted at the join. The carcass surround and slide-in elements can be freely combined with each other in any finish. Slide-in shelves cannot be positioned at the beginning or end of a combination.


Carcass surrounds, 2 increments



Order no.	H2-45L	H2-60L	H2-75L	H2-90L	H2-105L	H2-120L
Matt silk lacquer						
Order no.	H2-45F	H2-60F	H2-75F	H2-90F	H2-105F	H2-120F
Veneer						



Order no.	H2-135L	H2-150L	H2-165L	H2-180L
Matt silk lacquer				
Order no.	H2-135F	H2-150F	H2-165F	H2-180F
Veneer				



Order no.	H2-195L	H2-210L	H2-225L
Matt silk lacquer			
Order no.	H2-195F	H2-210F	H2-225F
Veneer			



Order no.	H2-240L	H2-255L
Matt silk lacquer		
Order no.	H2-240F	H2-255F
Veneer		

Wall unit elements, 2 increments

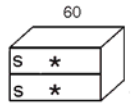
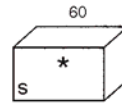
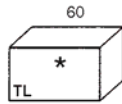
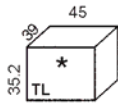
Dimensions in cm directly beside the corresponding picture

To save space, all slide-in cabinets are only illustrated with a left-hand hinge. When placing your order, please specify whether a left- or right-hand hinge is required. The elements are laid out appropriately in Furnplan.

Where indicated with a ★, fronts available in matt silk lacquer and veneer are available in metallic or high-gloss lacquer for a surcharge. See contrasting fronts, page 31.

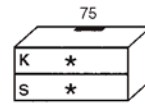
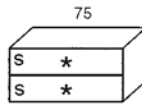
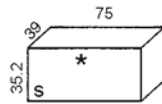
TL=Left door S=Drawer K=Flap

Slide-in cabinets, 2 increments



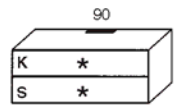
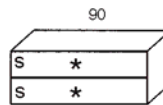
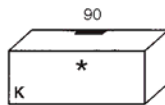
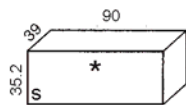
Order no.	H2-1LL	H2-2LL	H2-3L	H2-4L
Matt silk lacquer				

Order no.	H2-1LF	H2-2LF	H2-3F	H2-4F
Veneer				



Order no.	H2-8L	H2-9L	H2-10L
Matt silk lacquer			

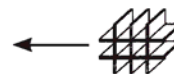
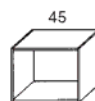
Order no.	H2-8F	H2-9F	H2-10F
Veneer			



Order no.	H2-14L	H2-15L	H2-16L	H2-17L
Matt silk lacquer				

Order no.	H2-14F	H2-15F	H2-16F	H2-17F
Veneer				

Slide-in shelves, 2 increments



Shelf insert for E2-45

Order no.	E2-15L	E2-45L	FE2-45L
Matt silk lacquer			

Order no.	E2-15F	E2-45F	FE2-45F
Veneer			

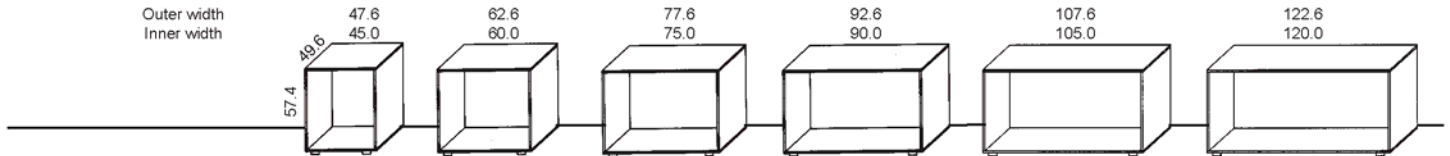
Carcase surrounds for 3-increment lowboards

Dimensions in cm directly beside the corresponding picture

Planning information:

Lowboards consist of a carcase surround and the slide-in elements which can be planned freely. Carcase surrounds are available as a single piece up to max. 257.6 cm. For wider lowboards, the separate elements are pushed together sensibly or where requested. The prices for the required carcase surrounds are added together. The two inner sides are then omitted at the join. If opting for a base, widths exceeding 257.6 cm are not possible. The carcase surround and slide-in elements can be freely combined with each other in any finish. Slide-in shelves cannot be positioned at the beginning or end of a combination.

Carcase surrounds on gliders, 3 increments

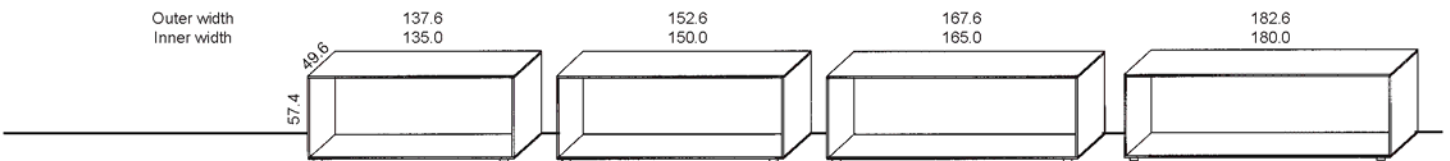


Order no. UK3-45L UK3-60L UK3-75L UK3-90L UK3-105L UK3-120L

Matt silk lacquer

Order no. UK3-45F UK3-60F UK3-75F UK3-90F UK3-105F UK3-120F

Veneer

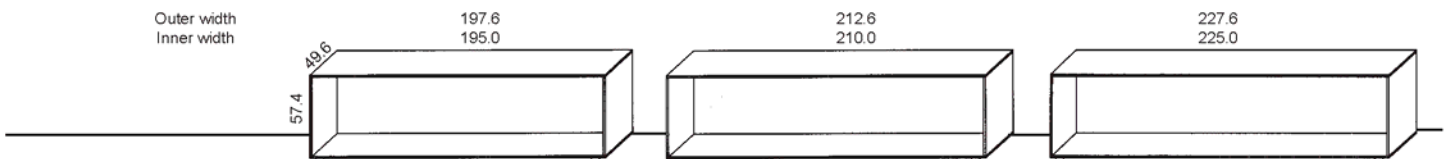


Order no. UK3-135L UK3-150L UK3-165L UK3-180L

Matt silk lacquer

Order no. UK3-135F UK3-150F UK3-165F UK3-180F

Veneer

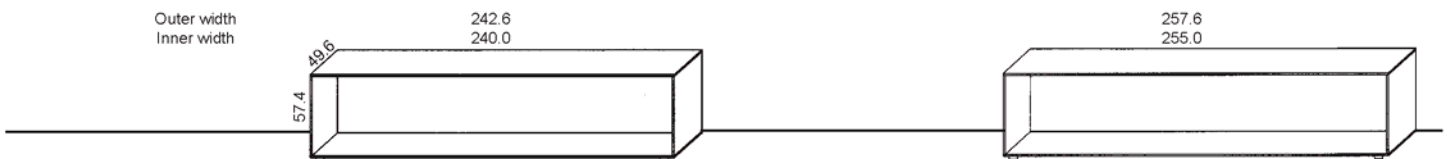


Order no. UK3-195L UK3-210L UK3-225L

Matt silk lacquer

Order no. UK3-195F UK3-210F UK3-225F

Veneer



Order no. UK3-240L UK3-255L

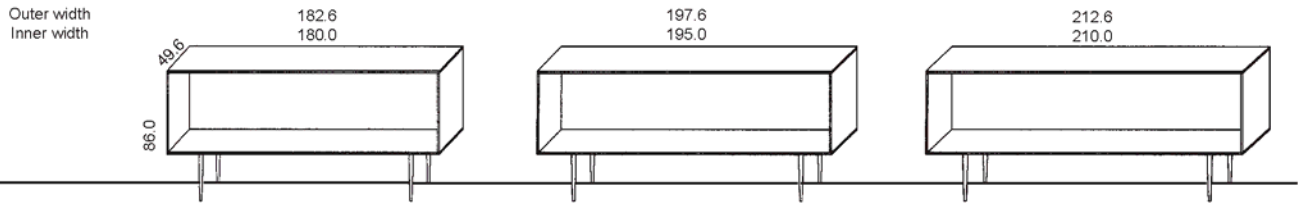
Matt silk lacquer

Order no. UK3-240F UK3-255F

Veneer

Carcase surrounds and 3-increment lowboard elements

Carcase surrounds on base, 3 increments

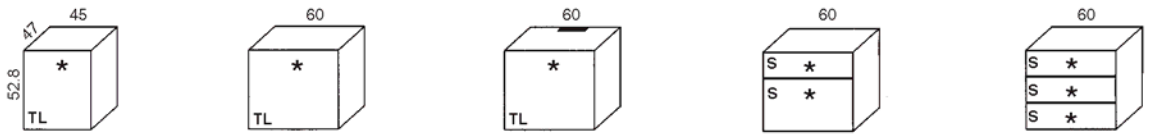


Order no.	GK3-180L	GK3-195L	GK3-210L
Matt silk lacquer			
Order no.	GK3-180F	GK3-195F	GK3-210F
Veneer			

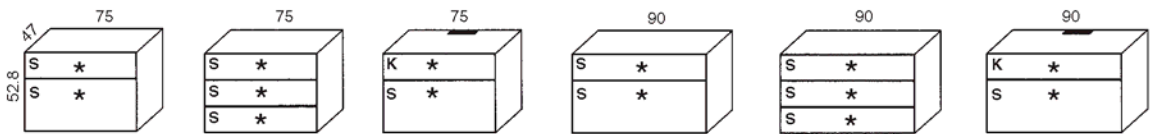


Order no.	GK3-225L	GK3-240L	GK3-255L
Matt silk lacquer			
Order no.	GK3-225F	GK3-240F	GK3-255F
Veneer			

Slide-in cabinets, 3 increments



Order no.	UK3-1LL	UK3-2LL	UK3-3LL	UK3-6L	UK3-8L
Matt silk lacquer					
Order no.	UK3-1LF	UK3-2LF	UK3-3LF	UK3-6F	UK3-8F
Veneer					



Order no.	UK3-11L	UK3-13L	UK3-15L	UK3-20L	UK3-22L	UK3-24L
Matt silk lacquer						
Order no.	UK3-11F	UK3-13F	UK3-15F	UK3-20F	UK3-22F	UK3-24F
Veneer						

Slide-in shelves, 3 increments



Order no.	E3-15L	E3-45L
Matt silk lacquer		
Order no.	E3-15F	E3-45F
Veneer		

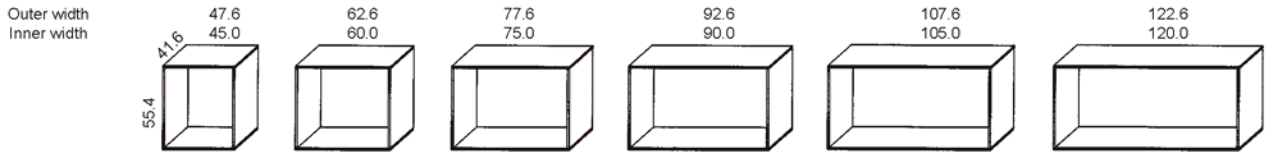
Carcase surrounds for 3-increment wall units

Dimensions in cm directly beside the corresponding picture

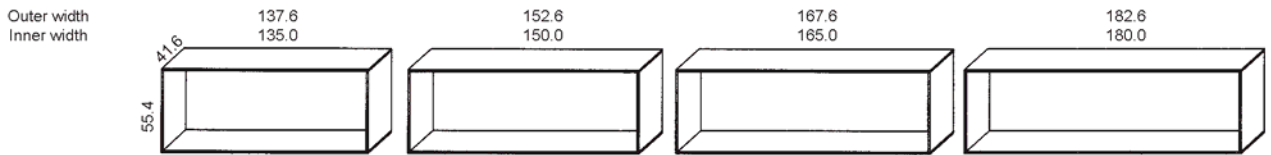
Planning information:

Wall units consist of a carcass surround and the slide-in elements which can be planned freely. Carcass surrounds are available as a single piece up to max. 257.6 cm. For wider wall units, the separate elements are pushed together sensibly or where requested. The prices for the required carcass surrounds are added together. The two inner sides are then omitted at the join. The carcass surround and slide-in elements can be freely combined with each other in any finish. Slide-in shelves cannot be positioned at the beginning or end of a combination.


Carcass surrounds, 3 increments



Order no.	H3-45L	H3-60L	H3-75L	H3-90L	H3-105L	H3-120L
Matt silk lacquer						
Order no.	H3-45F	H3-60F	H3-75F	H3-90F	H3-105F	H3-120F
Veneer						



Order no.	H3-135L	H3-150L	H3-165L	H3-180L
Matt silk lacquer				
Order no.	H3-135F	H3-150F	H3-165F	H3-180F
Veneer				



Order no.	H3-195L	H3-210L	H3-225L
Matt silk lacquer			
Order no.	H3-195F	H3-210F	H3-225F
Veneer			



Order no.	H3-240L	H3-255L
Matt silk lacquer		
Order no.	H3-240F	H3-255F
Veneer		

Wall unit elements, 3 increments

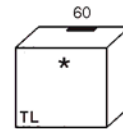
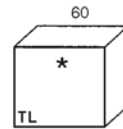
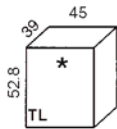
Dimensions in cm directly beside the corresponding picture

To save space, all slide-in cabinets are only illustrated with a left-hand hinge. When placing your order, please specify whether a left- or right-hand hinge is required. The elements are laid out appropriately in Furnplan.

Where indicated with a ★, fronts available in matt silk lacquer and veneer are available in metallic or high-gloss lacquer for a surcharge. See contrasting fronts, page 31.

TL=Left door S=Drawer K=Flap

Slide-in cabinets, 3 increments

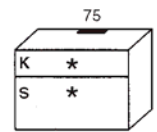
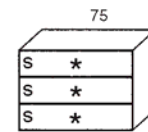
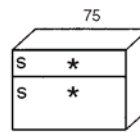
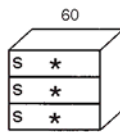
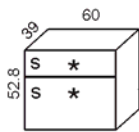


Order no.	H3-1LL	H3-2LL	H3-3LL
------------------	--------	--------	--------

Matt silk lacquer

Order no.	H3-1LF	H3-2LF	H3-3LF
------------------	--------	--------	--------

Veneer

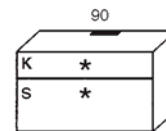
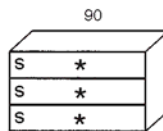
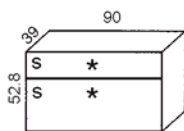


Order no.	H3-6L	H3-8L	H3-11L	H3-13L	H3-15L
------------------	-------	-------	--------	--------	--------

Matt silk lacquer

Order no.	H3-6F	H3-8F	H3-11F	H3-13F	H3-15F
------------------	-------	-------	--------	--------	--------

Veneer



Order no.	H3-20L	H3-22L	H3-24L
------------------	--------	--------	--------

Matt silk lacquer

Order no.	H3-20F	H3-22F	H3-24F
------------------	--------	--------	--------

Veneer

Slide-in shelves, 3 increments



Order no.	E3-15L	E3-45L
------------------	--------	--------

Matt silk lacquer

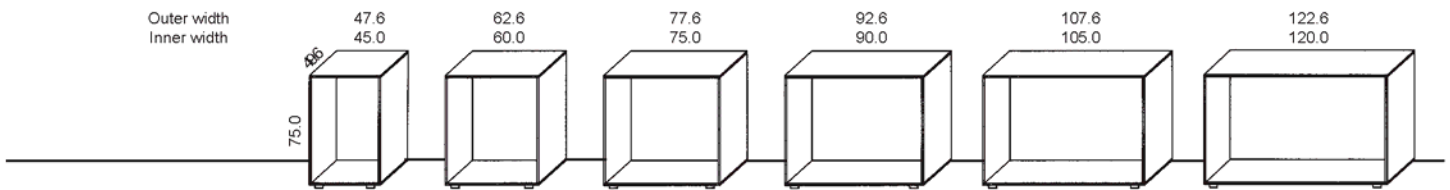
Order no.	E3-15F	E3-45F
------------------	--------	--------

Veneer

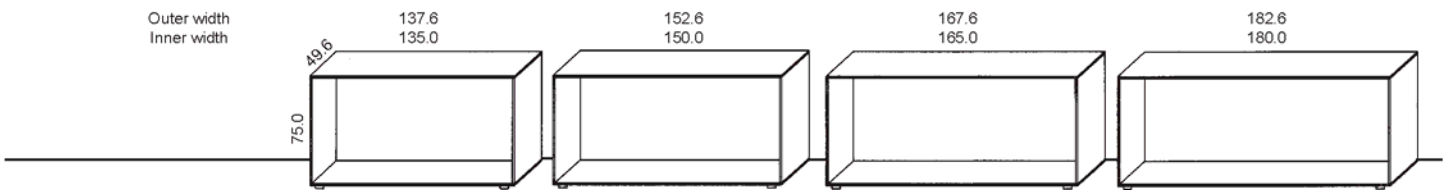
Carcase surrounds for 4-increment sideboards

Dimensions in cm directly beside the corresponding picture

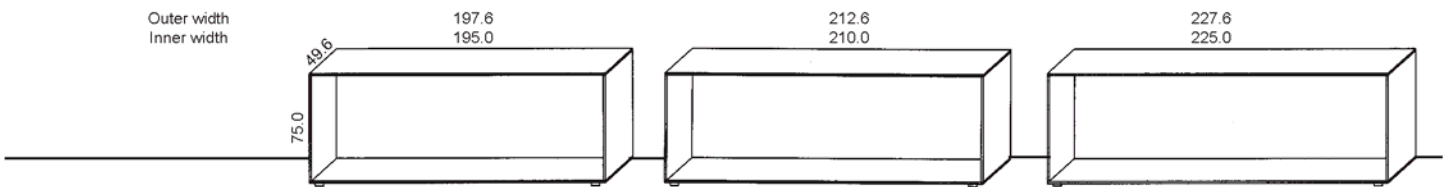
Carcase surrounds on gliders, 4 increments



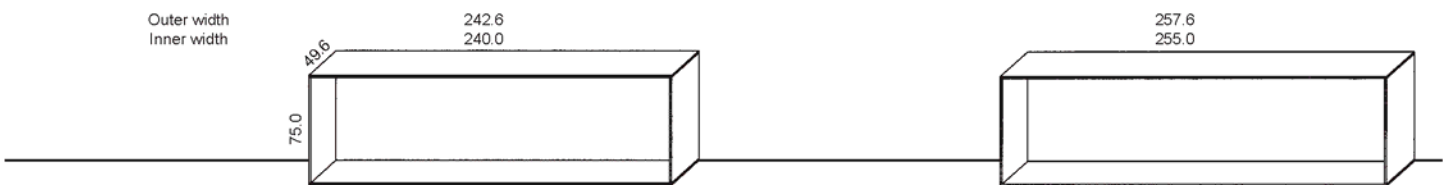
Order no.	UK4-45L	UK4-60L	UK4-75L	UK4-90L	UK4-105L	UK4-120L
Matt silk lacquer						
Order no.	UK4-45F	UK4-60F	UK4-75F	UK4-90F	UK4-105F	UK4-120F
Veneer						



Order no.	UK4-135L	UK4-150L	UK4-165L	UK4-180L
Matt silk lacquer				
Order no.	UK4-135F	UK4-150F	UK4-165F	UK4-180F
Veneer				



Order no.	UK4-195L	UK4-210L	UK4-225L
Matt silk lacquer			
Order no.	UK4-195F	UK4-210F	UK4-225F
Veneer			



Order no.	UK4-240L	UK4-255L
Matt silk lacquer		
Order no.	UK4-240F	UK4-255F
Veneer		

Sideboard elements, 4 increments

Dimensions in cm directly beside the corresponding picture

Planning information:

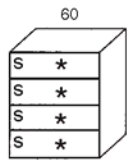
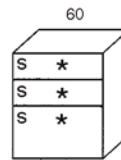
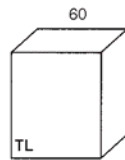
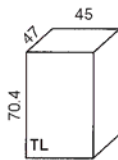
Sideboards consist of a carcass surround and the slide-in elements which can be planned freely. Carcass surrounds are available as a single piece up to max. 257.6 cm. For wider sideboards, the separate elements are pushed together sensibly or where requested. The prices for the required carcass surrounds are added together. The two inner sides are then omitted at the join. The carcass surround and slide-in elements can be freely combined with each other in any finish. Slide-in shelves cannot be positioned at the beginning or end of a combination.

To save space, all slide-in cabinets are only illustrated with a left-hand hinge. When placing your order, please specify whether a left- or right-hand hinge is required. The elements are laid out appropriately in Furnplan.

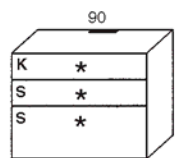
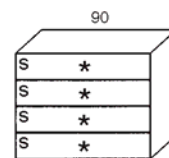
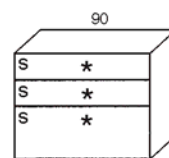
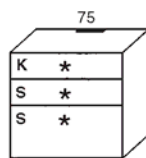
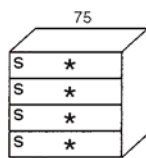
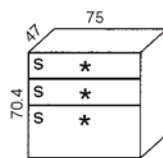
Where indicated with a *****, fronts available in matt silk lacquer and veneer are available in metallic or high-gloss lacquer for a surcharge. See contrasting fronts, page 31.

TL=Left door S=Drawer K=Flap

Slide-in cabinets, 4 increments



Order no.	UK4-1LL	UK4-2LL	UK4-6L	UK4-8L
Matt silk lacquer				
Order no.	UK4-1LF	UK4-2LF	UK4-6F	UK4-8F
Veneer				



Order no.	UK4-11L	UK4-13L	UK4-16L	UK4-20L	UK4-22L	UK4-25L
Matt silk lacquer						
Order no.	UK4-11F	UK4-13F	UK4-16F	UK4-20F	UK4-22F	UK4-25F
Veneer						

Slide-in shelves, 4 increments

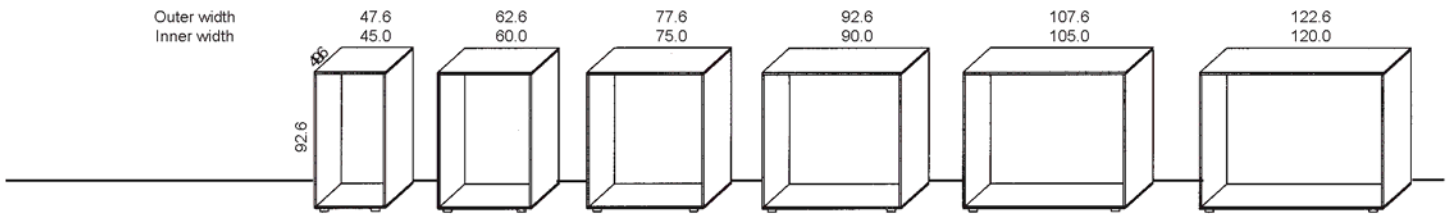


Order no.	E4-15L	E4-45L
Matt silk lacquer		
Order no.	E4-15F	E4-45F
Veneer		

Carcase surrounds for 5-increment sideboards

Dimensions in cm directly beside the corresponding picture

Carcase surrounds on gliders, 5 increments

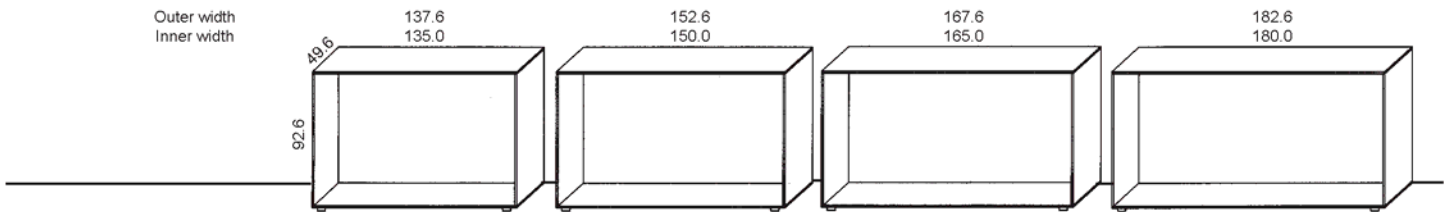


Order no. UK5-45L UK5-60L UK5-75L UK5-90L UK5-105L UK5-120L

Matt silk lacquer

Order no. UK5-45F UK5-60F UK5-75F UK5-90F UK5-105F UK5-120F

Veneer

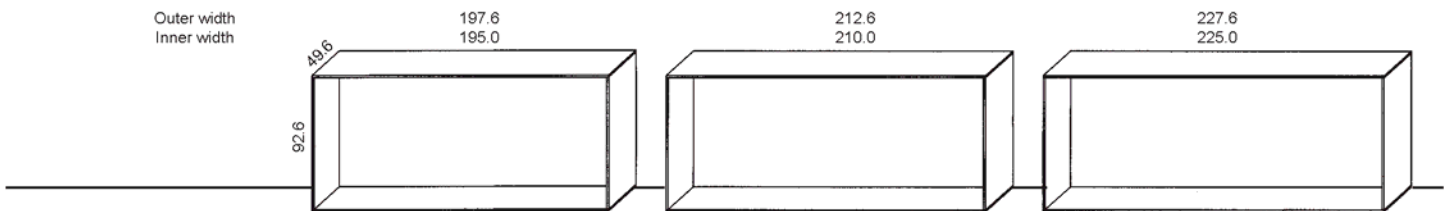


Order no. UK5-135L UK5-150L UK5-165L UK5-180L

Matt silk lacquer

Order no. UK5-135F UK5-150F UK5-165F UK5-180F

Veneer

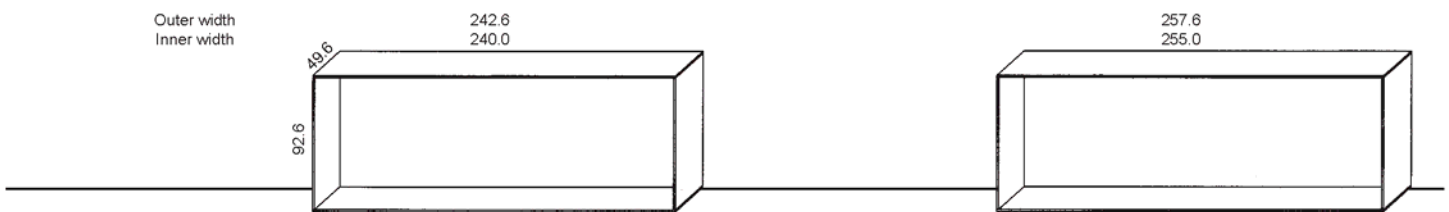


Order no. UK5-195L UK5-210L UK5-225L

Matt silk lacquer

Order no. UK5-195F UK5-210F UK5-225F

Veneer



Order no. UK5-240L UK5-255L

Matt silk lacquer

Order no. UK5-240F UK5-255F

Veneer

Sideboard elements, 5 increments

Planning information:

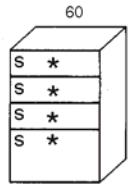
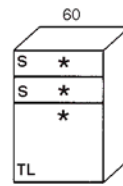
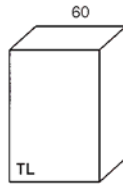
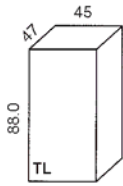
As for 4-increment sideboards, see page 17.

To save space, all slide-in cabinets are only illustrated with a left-hand hinge. When placing your order, please specify whether a left- or right-hand hinge is required. The elements are laid out appropriately in Furnplan.

Where indicated with a * , fronts available in matt silk lacquer and veneer are available in metallic or high-gloss lacquer for a surcharge. See contrasting fronts, page 31.

TL=Left door S=Drawer K=Flap

Slide-in cabinets, 5 increments

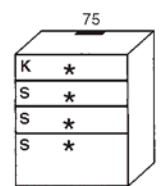
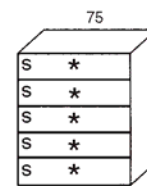
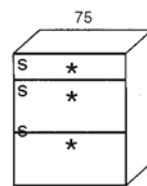
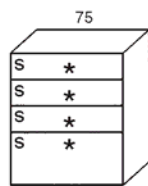
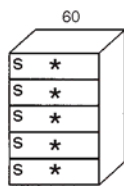
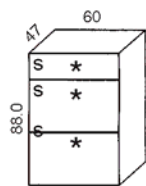


Order no. UK5-1LL UK5-2LL UK5-5LL UK5-6L

Matt silk lacquer

Order no. UK5-1LF UK5-2LF UK5-5LF UK5-6F

Veneer

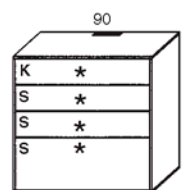
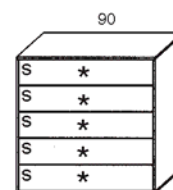
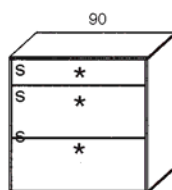
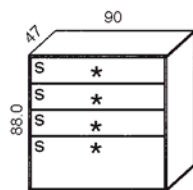


Order no. UK5-7L UK5-8L UK5-11L UK5-12L UK5-13L UK5-15L

Matt silk lacquer

Order no. UK5-7F UK5-8F UK5-11F UK5-12F UK5-13F UK5-15F

Veneer



Order no. UK5-20L UK5-21L UK5-22L UK5-25L

Matt silk lacquer

Order no. UK5-20F UK5-21F UK5-22F UK5-25F

Veneer

Slide-in shelves, 5 increments



Order no. E5-15L E5-45L

Matt silk lacquer

Order no. E5-15F E5-45F

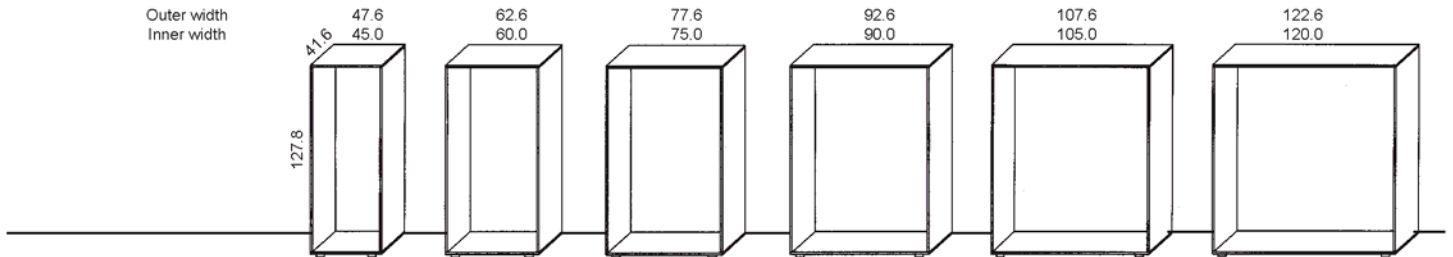
Veneer

Carcase surrounds for 7-increment highboards

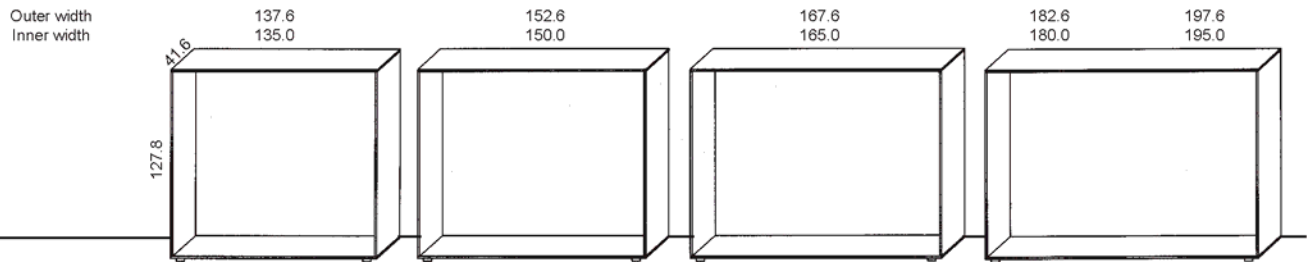
Planning information:

Highboards consist of a carcass surround and the slide-in elements which can be planned freely. Carcass surrounds are available as a single piece up to max. 197.6 cm. For wider highboards, the separate elements are pushed together sensibly or where requested. The prices for the required carcass surrounds are added together. The two inner sides are then omitted at the join. If opting for a base, widths exceeding 167.6 cm are not possible. The carcass surround and slide-in elements can be freely combined with each other in any finish. Slide-in shelves cannot be positioned at the beginning or end of a combination.

Carcass surrounds on gliders, 7 increments

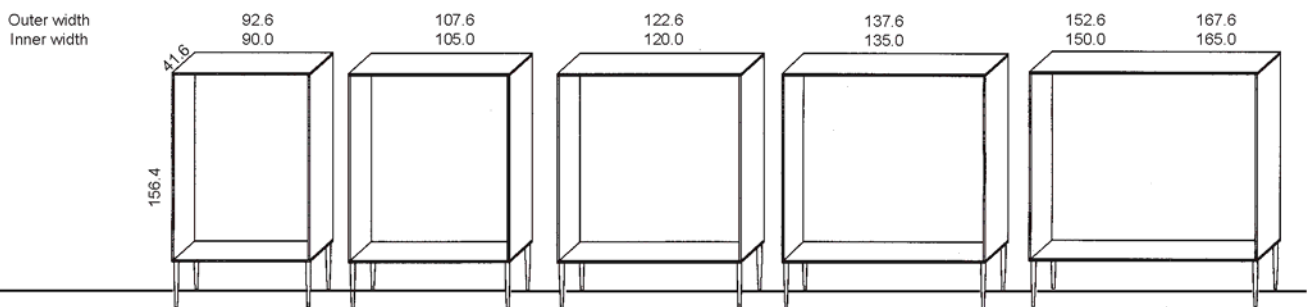


Order no.	U7-45L	U7-60L	U7-75L	U7-90L	U7-105L	U7-120L
Matt silk lacquer						
Order no.	U7-45F	U7-60F	U7-75F	U7-90F	U7-105F	U7-120F
Veneer						



Order no.	U7-135L	U7-150L	U7-165L	U7-180L	U7-195L
Matt silk lacquer					
Order no.	U7-135F	U7-150F	U7-165F	U7-180F	U7-195F
Veneer					

Carcass surrounds on base, 7 increments



Order no.	G7-90L	G7-105L	G7-120L	G7-135L	G7-150L	G7-165L
Matt silk lacquer						
Order no.	G7-90F	G7-105F	G7-120F	G7-135F	G7-150F	G7-165F
Veneer						

Highboard elements, 7 increments

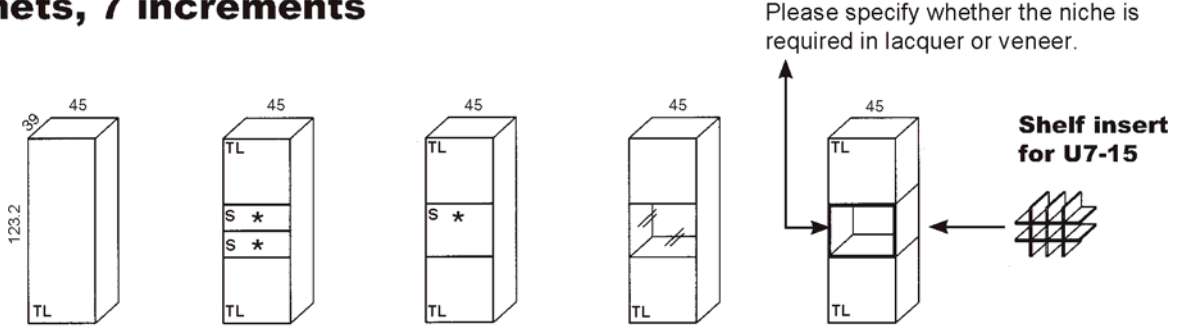
Dimensions in cm directly beside the corresponding picture

To save space, all slide-in cabinets are only illustrated with a left-hand hinge. When placing your order, please specify whether a left- or right-hand hinge is required. The elements are laid out appropriately in Furnplan.

Where indicated with a ★, fronts available in matt silk lacquer and veneer are available in metallic or high-gloss lacquer for a surcharge. See contrasting fronts, page 31.

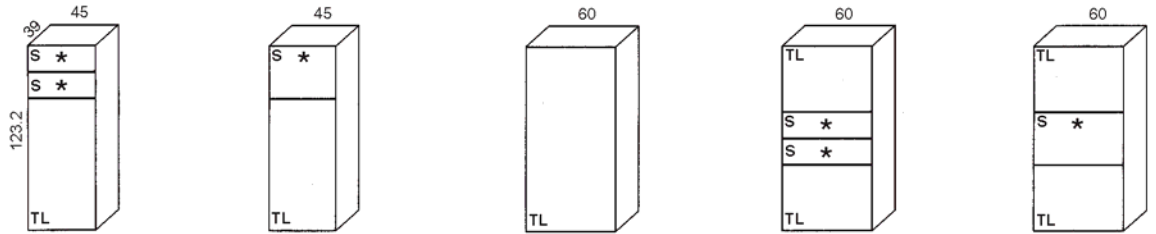
TL=Left door S=Drawer K=Flap

Slide-in cabinets, 7 increments

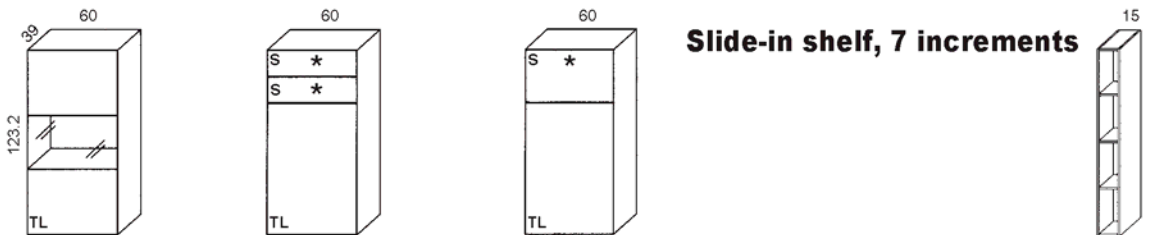


Please specify whether the niche is required in lacquer or veneer.

Order no.	U7-11LL	U7-12LL	U7-13LL	U7-14LL	U7-15LL	FE2-45L
Matt silk lacquer						
Order no.	U7-11LF	U7-12LF	U7-13LF	U7-14LF	U7-15LF	FE2-45F
Veneer						



Order no.	U7-16LL	U7-17LL	U7-31LL	U7-32LL	U7-33LL
Matt silk lacquer					
Order no.	U7-16LF	U7-17LF	U7-31LF	U7-32LF	U7-33LF
Veneer					



Slide-in shelf, 7 increments

Order no.	U7-34LL	U7-35LL	U7-36LL	E7-15L
Matt silk lacquer				
Order no.	U7-34LF	U7-35LF	U7-36LF	E7-15F
Veneer				

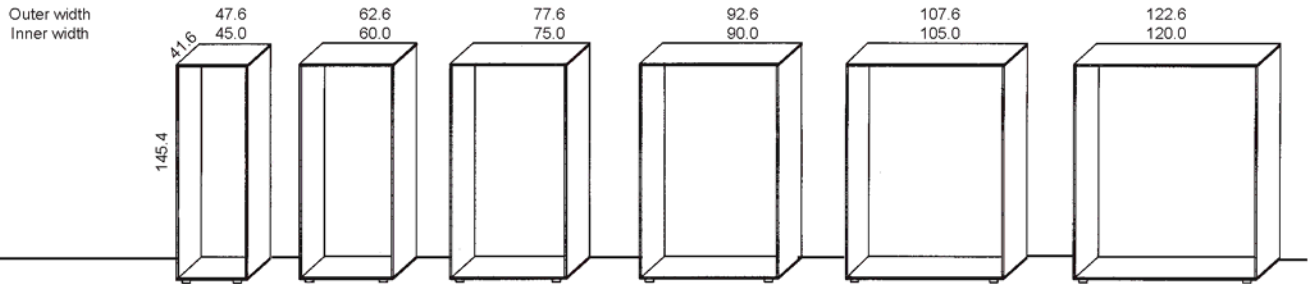
Carcase surrounds for 8-increment highboards

Dimensions in cm directly beside the corresponding picture

Planning information:

As for 7-increment highboards, see page 22.

Carcase surrounds on gliders, 8 increments

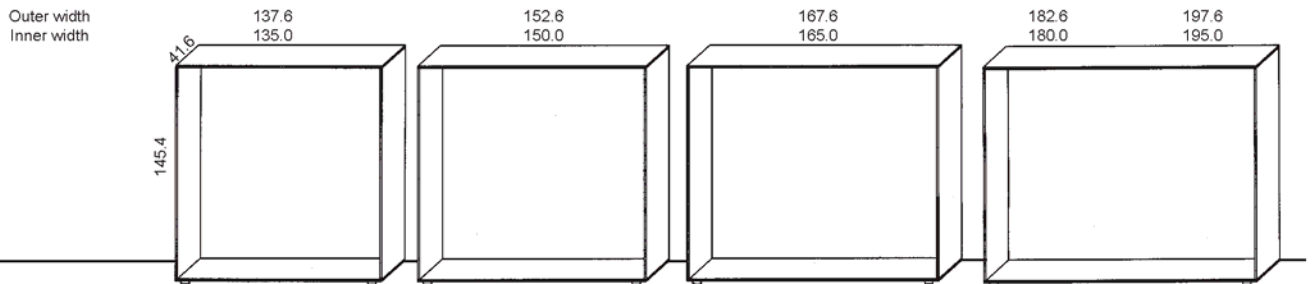


Order no.	U8-45L	U8-60L	U8-75L	U8-90L	U8-105L	U8-120L
------------------	--------	--------	--------	--------	---------	---------

Matt silk lacquer

Order no.	U8-45F	U8-60F	U8-75F	U8-90F	U8-105F	U8-120F
------------------	--------	--------	--------	--------	---------	---------

Veneer



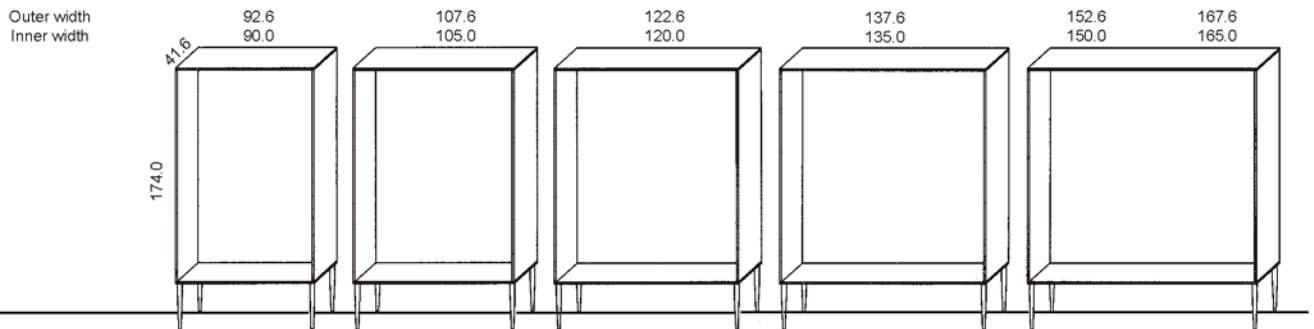
Order no.	U8-135L	U8-150L	U8-165L	U8-180L	U8-195L
------------------	---------	---------	---------	---------	---------

Matt silk lacquer

Order no.	U8-135F	U8-150F	U8-165F	U8-180F	U8-195F
------------------	---------	---------	---------	---------	---------

Veneer

Carcase surrounds on base, 8 increments



Order no.	G8-90L	G8-105L	G8-120L	G8-135L	G8-150L	G8-165L
------------------	--------	---------	---------	---------	---------	---------

Matt silk lacquer

Order no.	G8-90F	G8-105F	G8-120F	G8-135F	G8-150F	G8-165F
------------------	--------	---------	---------	---------	---------	---------

Veneer

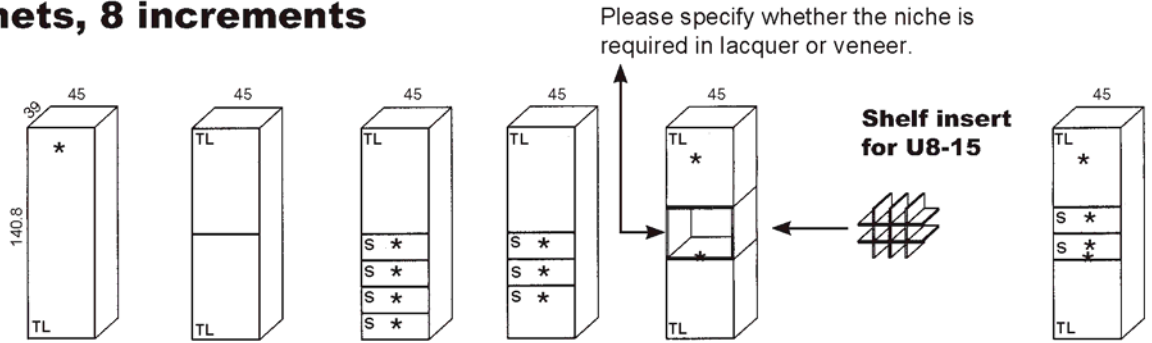
Highboard elements, 8 increments

To save space, all slide-in cabinets are only illustrated with a left-hand hinge. When placing your order, please specify whether a left- or right-hand hinge is required. The elements are laid out appropriately in Furnplan.

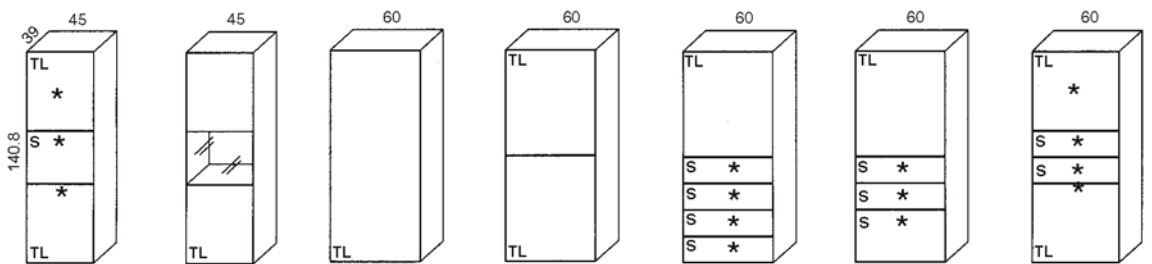
Where indicated with a ★, fronts available in matt silk lacquer and veneer are available in metallic or high-gloss lacquer for a surcharge. See contrasting fronts, page 31.

TL=Left door S=Drawer K=Flap

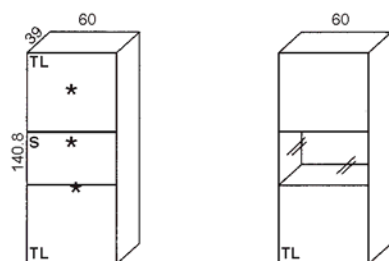
Slide-in cabinets, 8 increments



Order no.	U8-11LL	U8-12LL	U8-13LL	U8-14LL	U8-15LL	FE2-45L	U8-16LL
Matt silk lacquer							
Order no.	U8-11LF	U8-12LF	U8-13LF	U8-14LF	U8-15LF	FE2-45F	U8-16LF
Veneer							



Order no.	U8-17LL	U8-18LL	U8-31LL	U8-32LL	U8-33LL	U8-34LL	U8-35LL
Matt silk lacquer							
Order no.	U8-17LF	U8-18LF	U8-31LF	U8-32LF	U8-33LF	U8-34LF	U8-35LF
Veneer							



Slide-in shelf, 8 increments



Order no.	U8-36LL	U8-37LL	E8-15L
Matt silk lacquer			
Order no.	U8-36LF	U8-37LF	E8-15F
Veneer			

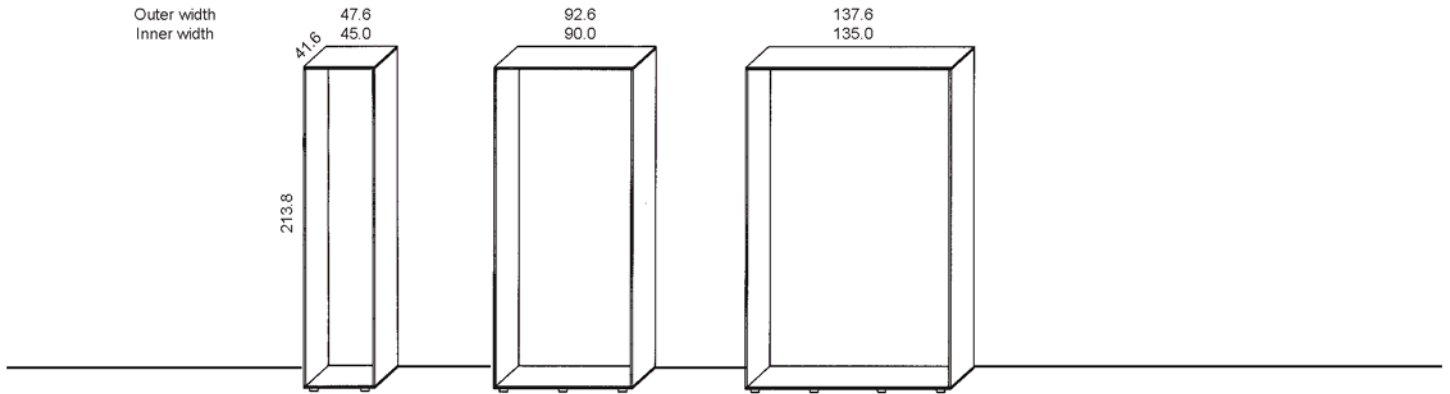
Carcase surrounds and tall cabinets, 12 increments

Dimensions in cm directly beside the corresponding picture

Planning information:

Tall cabinets consist of a carcass surround and the slide-in elements which can be planned freely. Carcass surrounds are available as a single piece up to max. 137.6 cm. The carcass surround and slide-in elements can be freely combined with each other in any finish.

Carcass surrounds on gliders, 12 increments



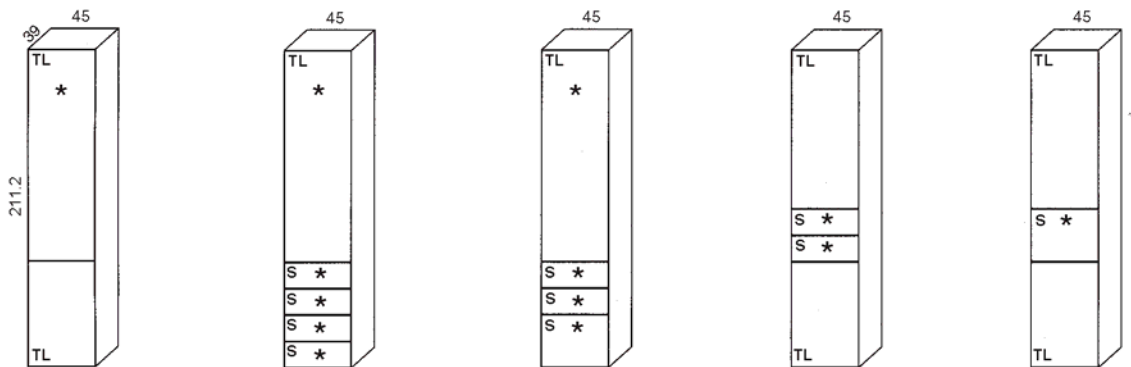
Order no.	U12-45L	U12-90L	U12-135L
Matt silk lacquer			
Order no.	U12-45F	U12-90F	U12-135F
Veneer			

To save space, all slide-in cabinets are only illustrated with a left-hand hinge. When placing your order, please specify whether a left- or right-hand hinge is required. The elements are laid out appropriately in Furnplan.

Where indicated with a ★, fronts available in matt silk lacquer and veneer are available in metallic or high-gloss lacquer for a surcharge. See contrasting fronts, page 31.

TL=Left door S=Drawer K=Flap

Slide-in cabinets, 12 increments

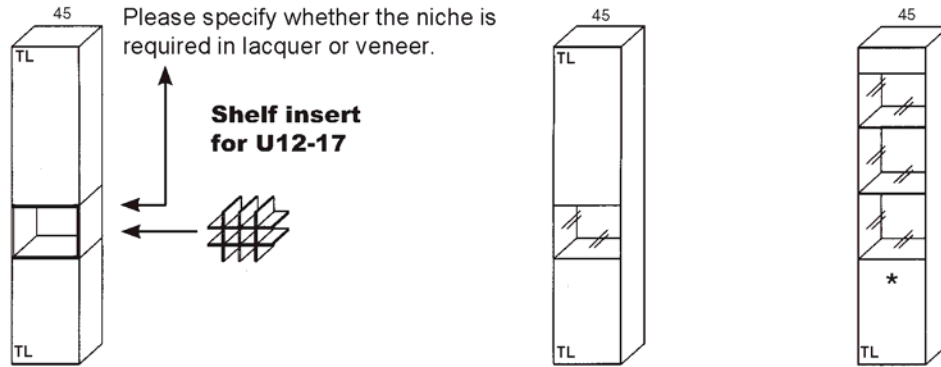


Order no.	U12-12LL	U12-13LL	U12-14LL	U12-15LL	U12-16LL
Matt silk lacquer					
Order no.	U12-12LF	U12-13LF	U12-14LF	U12-15LF	U12-16LF
Veneer					

Tall cabinet elements, 12 increments

Dimensions in cm directly beside the corresponding picture

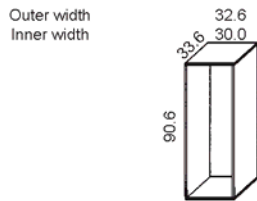
Slide-in elements, 12 increments



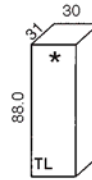
Order no.	U12-17LL	FE2-45L	U12-18LL	U12-19LL
Matt silk lacquer				
Order no.	U12-17LF	FE2-45F	U12-18LF	U12-19LF
Veneer				

Carcase surrounds and wall unit elements, 5 and 7 increments

Carcase surround, 5 increments

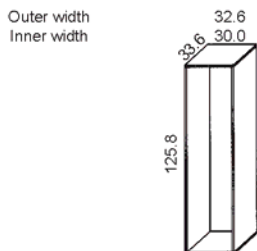


Wall unit, 5 increments



Order no.	H5-30L	H5-1LL
Matt silk lacquer		
Order no.	H5-30F	H5-1LF
Veneer		

Carcase surround, 7 increments



Wall unit, 7 increments



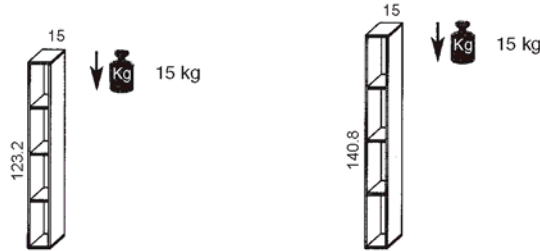
Order no.	H7-30L	H7-1LL
Matt silk lacquer		
Order no.	H7-30F	H7-1LF
Veneer		

Wall panels, wall boards and photo boards

Dimensions in cm directly beside the corresponding picture


Wall panels: 25 cm deep, universal, can be mounted anywhere on a wall.

The load-bearing capacity is 10 kg or 15 kg when mounted to solid brickwork in accordance with the manufacturer's instructions



Order no.	HS7-15L	HS8-15L
Matt silk lacquer		
Order no.	HS7-15F	HS8-15F
Veneer		


Wall boards: 20 cm deep, 1.3 cm thick, universal, can be mounted anywhere on a wall.

 The load-bearing capacity is 3 kg/linear metre when mounted to solid brickwork in accordance with the manufacturer's instructions



Order no.	W-60L	W-90L	W-120L	W-180L
Matt silk lacquer				
Order no.	W-60F	W-90F	W-120F	W-180F
Veneer				

Photo boards: 9.7 cm deep, 1.3 cm thick, universal, can be mounted anywhere on a wall.

 The load-bearing capacity is 3 kg/linear metre when mounted to solid brickwork in accordance with the manufacturer's instructions



Order no.	FB-60L	FB-90L	FB-120L	FB-180L
Matt silk lacquer				
Order no.	FB-60F	FB-90F	FB-120F	FB-180F
Veneer				

Surcharges for metallic and high-gloss contrasting fronts

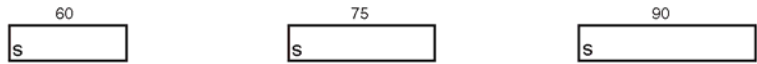
Dimensions in cm directly beside the corresponding picture

Drawer fronts, 1 increment for 39-cm-deep elements



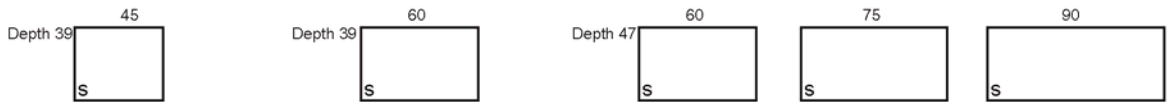
Order no.	S1-45M	S1-60M	S1-75M	S1-90M
	Metallic gold/silver			
Order no.	S1-45H	S1-60H	S1-75H	S1-90H
	High-gloss lacquer			

Drawer fronts, 1 increment for 47-cm-deep elements




Order no.	SK1-60M	SK1-75M	SK1-90M
	Metallic gold/silver		
Order no.	SK1-60H	SK1-75H	SK1-90H
	High-gloss lacquer		

Drawer fronts, 2 increments for 39- and 47-cm-deep elements



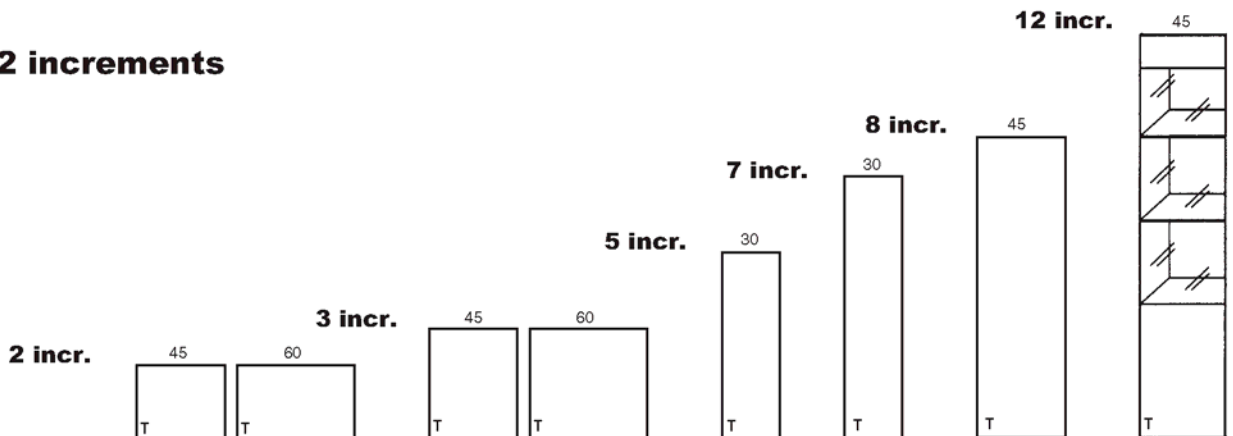
Order no.	S2-45M	S2-60M	SK2-60M	SK2-75M	SK2-90M
	Metallic gold/silver				
Order no.	S2-45H	S2-60H	SK2-60H	SK2-75H	SK2-90H
	High-gloss lacquer				

Flaps, 1 increment



Order no.	K1-60M	K1-75M	K1-90M
	Metallic gold/silver		
Order no.	K1-60H	K1-75H	K1-90H
	High-gloss lacquer		

Doors, 2-12 increments



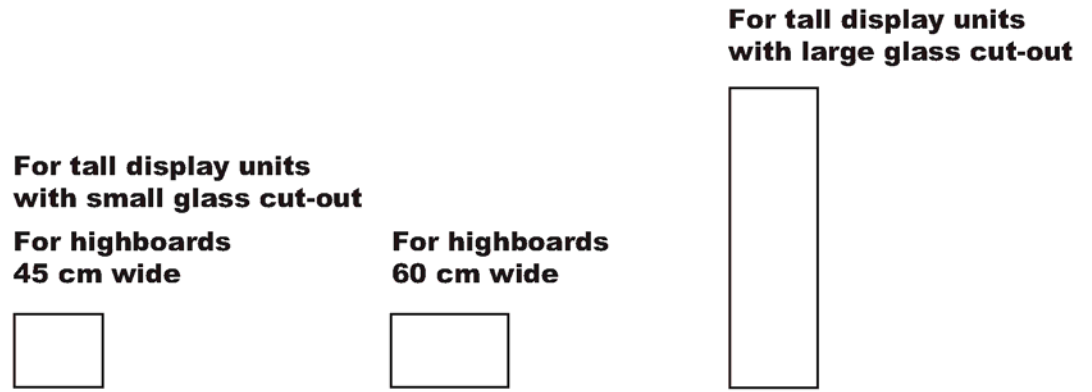
Order no.	T2-45M	T2-60M	T3-45M	T3-60M	T5-30M	T7-30M	T8-45M	GT12-45M
	Metallic gold/silver							
Order no.	T2-45H	T2-60H	T3-45H	T3-60H	T5-30H	T7-30H	T8-45H	GT12-45H
	High-gloss lacquer							

Additional display-unit rear panels

Dimensions in cm directly beside the corresponding picture

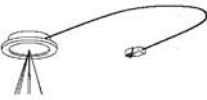




Planning information:

Additional display-unit rear panels are only necessary if the desired finish varies from the carcass finish.




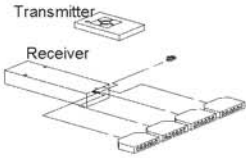
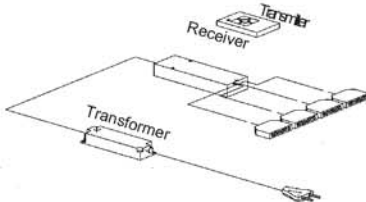
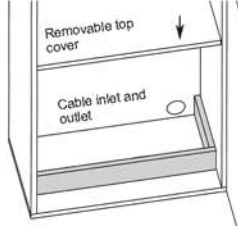


Order no.	RW2-45L	RW2-60L	RW8-45L
Matt silk lacquer			
Order no.	RW2-45F	RW2-60F	RW8-45F
Veneer			
Order no.	RW2-45M	RW2-60M	RW8-45M
Metallic gold/silver			

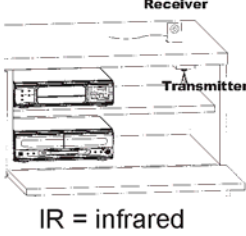










Accessories

Article	Order no.		Description
Lighting			
Flush-mounted LED spotlight	LST2		 <p>For display units. 12 volt/2.6 watt, hidden cable duct, length: 4 metres. Only available with LED transformer.</p>
LED glass-edge lighting For 45-cm-wide display units	LG45		 <p>Power is supplied via a cable through the rear panel. Only available with LED transformer. 12 volt/3 watt, cable length: 4 metres.</p>
LED spotlight for 2-increment slide-in shelves	LST4		 <p>Only available with LED transformer. 12 volt/1.4 watt, cable length: 4 metres.</p>
			 <p>These products are fitted with bulbs in energy-efficiency class <F> based on a scale of A (most efficient) to G (least efficient). The bulbs in the LED lights cannot be replaced.</p>
LED lighting for wall boards, photo boards and below wall units			
For 60 cm wide	LN45		1 LED strip, cable length approx. 4 metres. Transformer required. 12 volt/1.9 watt.
For 60 cm wide	LN60		1 LED strip, cable length approx. 4 metres. Transformer required. 12 volt/2.6 watt.
For 75 cm wide	LN75		1 LED strip, cable length approx. 4 metres. Transformer required. 12 volt/3.4 watt.
For 90 cm wide	LN90		1 LED strip, cable length approx. 4 metres. Transformer required. 12 volt/4.1 watt.
For 105 cm wide	LN105		1 LED strip, cable length approx. 4 metres. Transformer required. 12 volt/4.8 watt.
For 120 cm wide	LN120		1 LED strip, cable length approx. 4 metres. Transformer required. 12 volt/5.5 watt.
For 135 cm wide	LN135		1 LED strip, cable length approx. 4 metres. Transformer required. 12 volt/6.2 watt.
For 150 cm wide	LN150		1 LED strip, cable length approx. 4 metres. Transformer required. 12 volt/7 watt.
For 165 cm wide	LN165		1 LED strip, cable length approx. 4 metres. Transformer required. 12 volt/7.7 watt.
For 180 cm wide	LN180		1 LED strip, cable length approx. 4 metres. Transformer required. 12 volt/8.4 watt.
For 195 cm wide	LN195		1 LED strip, cable length approx. 4 metres. Transformer required. 12 volt/9 watt.
For 210 cm wide	LN210		1 LED strip, cable length approx. 4 metres. Transformer required. 12 volt/9.8 watt.
For 225 cm wide	LN225		1 LED strip, cable length approx. 4 metres. Transformer required. 12 volt/10.6 watt.
For 240 cm wide	LN240		1 LED strip, cable length approx. 4 metres. Transformer required. 12 volt/11.3 watt.
For 255 cm wide	LN255		1 LED strip, cable length approx. 4 metres. Transformer required. 12 volt/11.3 watt.
			 <p>These products are fitted with bulbs in energy-efficiency class <F> based on a scale of A (most efficient) to G (least efficient). The bulbs in the LED lights cannot be replaced.</p>

Accessories

Article	Order no.		Description
Lighting			
LED lighting set for the bottle rack	LEDSET-F		2 LED lights, cable length approx. 4 metres. Transformer required. 12 volt/4.6 watt.
LED lighting set for the shelves			
Width 15 cm Height, 3- and 4-incr.	LEDSET1		1 LED light, cable length approx. 4 metres. Transformer required. 12 volt/0.7 watt.
Width 45 cm Height, 3- and 4-incr.	LEDSET2		1 LED light, cable length approx. 4 metres. Transformer required. 12 volt/2.3 watt.
Width 15 cm Height 5 incr.	LEDSET3		2 LED lights, cable length approx. 4 metres. Transformer required. 12 volt/1.4 watt.
Width 45 cm Height 5 incr.	LEDSET4		2 LED lights, cable length approx. 4 metres. Transformer required. 12 volt/4.6 watt.
Width 15 cm Height, 7- and 8-incr.	LEDSET5		3 LED lights, cable length approx. 4 metres. Transformer required. 12 volt/2.1 watt.
			 These products are fitted with bulbs in energy-efficiency class <F> based on a scale of A (most efficient) to G (least efficient). The bulbs in the LED lights cannot be replaced.
Transformers and remote controls			
LED transformer, max. 15 watt	LEVG15		12 volt/15 watt, suitable for max. 6 connections. Cable length approx. 5 metres, switch on the supply cable. 
LED transformer, max. 30 watt	LEVG30		12 volt/30 watt, suitable for max. 10 connections. Cable length approx. 5 metres, switch on the supply cable. 
Radio remote control for LED lighting	FKS4		 <p>A maximum of four power circuits can be switched and dimmed using the remote control. Six light fixtures can be included in each power circuit. If required, the remote control is connected between the transformer and lighting.</p>
Radio remote control set with transformer			
Radio remote control inc. transformer.			
max. 15 watt	FKS4-15		
max. 30 watt	FKS4-30		
max. 60 watt	FKS4-60		
Electrical storage compartment without radio remote control			
Fitted behind doors	LES		 <p>Please specify the element in which the electrical storage compartment should be fitted. There is no radio remote control included with this electrical storage compartment. The upper cover is a removable wooden shelf, and the full cabinet depth can therefore be used.</p>

Accessories

Article	Order no.		Description
IR repeater			
IR repeater Receiver on stand, as shown.	IRST		 <p>The IR repeater passes signals from standard IR remote controls into the unit. A DVD player can therefore be operated from behind a closed front, for example. Incoming IR signals are received by the receiver and passed on inside the unit via the transmitter. The repeater does not require its own remote control. A 220-volt mains connection is required for operation.</p>
Drawers: Special equipment			
For elements 45 cm wide, 41.6 cm deep	E1-45		 <p>Drawer organiser for shallow drawers with 3 dividers</p>
For elements 60 cm wide, 41.6 cm deep	E1-60		 <p>Drawer organiser for shallow drawers with 3 dividers</p>
For elements 75 cm wide, 41.6 cm deep	E1-75		 <p>Drawer organiser for shallow drawers with 3 dividers</p>
For elements 90 cm wide, 41.6 cm deep	E1-90		 <p>Drawer organiser for shallow drawers with 4 dividers</p>
For elements 60 cm wide, 49.6 cm deep	EK1-60		 <p>Drawer organiser for shallow drawers with 3 dividers</p>
For elements 75 cm wide, 49.6 cm deep	EK1-75		 <p>Drawer organiser for shallow drawers with 3 dividers</p>
For elements 90 cm wide, 49.6 cm deep	EK1-90		 <p>Drawer organiser for shallow drawers with 4 dividers</p>
For elements 60 cm wide, 49.6 cm deep	EK2-60		 <p>Drawer organiser for tall drawers with 3 dividers</p>
For elements 75 cm wide, 49.6 cm deep	EK2-75		 <p>Drawer organiser for tall drawers with 3 dividers</p>
For elements 90 cm wide, 49.6 cm deep	EK2-90		 <p>Drawer organiser for tall drawers with 4 dividers</p>
Wooden and glass shelves			
Wooden shelf for 45-cm-wide, 41.6-cm-deep types	FA60-33		Additional wooden shelf behind doors, 41.1 x 33 x 1.9 cm
Wooden shelf for 60-cm-wide, 41.6-cm-deep types	FA45-33		Additional wooden shelf behind doors, 56.1 x 33 x 1.9 cm
Wooden shelf for 45-cm-wide, 49.6-cm-deep types	FA45-41		Additional wooden shelf behind doors, 41.1 x 41 x 1.9 cm
Wooden shelf for 60-cm-wide, 49.6-cm-deep types	FA60-41		Additional wooden shelf behind doors, 56.1 x 41 x 1.9 cm
Glass shelf for 45-cm-wide, 41.2-cm-deep types	GLFA45-32		Additional glass shelf behind display-unit doors, 41.1 x 32 x 0.6 cm

ET525 Dining table with four legs, rectangular tabletop, height 76 cm

Available finishes in veneer:

Satin natural oak, natural wild oak, satin nebbia oak, satin terra oak.

Function:

Fixed, or extending with pull-out extension for a surcharge.

Tabletop:

Real wood veneer, lacquer highly resistant to abrasion, veneer running in longitudinal direction.


Extensions:

Real wood veneer, lacquer highly resistant to abrasion, veneer running continuously along the tabletop and extensions.

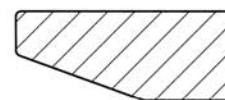
Base:

Powder-coated black.

Shown as standard without extension



Cross-section of the tabletop, **MDF** 1.9 cm thick



Sizes

Length: 160 cm
Depth: 95 cm

Length: 180 cm
Depth: 95 cm

Length: 200 cm
Depth: 95 cm

Order no.
Veneer

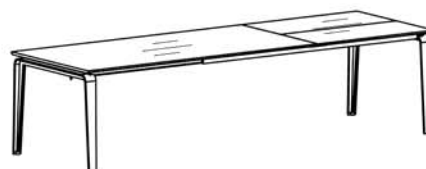
ET525-160

ET525-180

ET525-200

Surcharge for pull-out extension

Shown with pull-out extension



For ET525-160
80 cm on one side

For ET525-180
100 cm on one side

For ET525-200
100 cm on one side

Order no.
Veneer

KA525-160

KA525-180

KA525-180


ET582 Dining table with four legs, rectangular tabletop, height 76 cm

Available finishes in veneer:

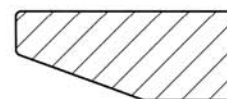
Satin natural oak, natural wild oak, satin nebbia oak, satin terra oak.

- Function:** Fixed, or extending with sliding tabletop extension for a surcharge.
- Tabletop:** Real wood veneer, lacquer highly resistant to abrasion, veneer running in longitudinal direction.
- Extensions:** Real wood veneer, lacquer highly resistant to abrasion, veneer running continuously along the tabletop and extensions.
- Base:** Powder-coated black or stainless steel look.

Shown as standard without extension



Cross-section of the tabletop, **MDF** 2.3 cm thick



Sizes	Length: 160 cm Depth: 95 cm	Length: 180 cm Depth: 95 cm	Length: 200 cm Depth: 95 cm
Order no. Veneer	ET582-160	ET582-180	ET582-200

Planning information: The sliding tabletop extension is only available for tables up to 200 cm long.

Sizes	Length: 220 cm Depth: 100 cm	Length: 240 cm Depth: 100 cm	Length: 260 cm Depth: 100 cm
Order no. Veneer	ET582-220	ET582-240	ET582-260

Shown with sliding tabletop extension

Surcharge for sliding tabletop extension



	For ET582-160 80 cm on one side	For ET582-180 100 cm on one side	For ET582-200 100 cm on one side
Order no. Veneer	SA582-160	SA582-180	SA582-200

Coffee tables

Tabletop in matt silk lacquer: White, beige, anthracite

Tabletop in veneer: Satin natural oak, natural wild oak, satin nebbia oak, satin terra oak

Base: Powder-coated black

CT512-110L/F



CT513-65L/F



Tabletop: Thickness 59 mm

Base: Powder-coated metal

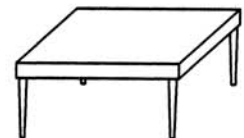
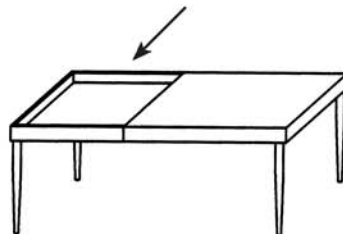
Tabletop: Thickness 59 mm

Base: Powder-coated metal



**Possible combination with
CT512 and CT513**

Storage shelves



Height/width/depth: 43/110/65 cm

**Surcharge for storage shelves
in metallic gold or silver**

29.5/65/65 cm

Order no. CT512-110L

Matt silk lacquer

MTC-110

CT513-65L

Order no. CT512-110F

Veneer

MTC-110

CT513-65F

Recommended chairs

For the formal chairs that match Brera, please see the current Gwinner chair type list.

For Brera, we recommend the Aria, Ruby and Mila chairs



Aria



Ruby



Ruby



Mila

Combinations

Prices excluding lighting and accessories

Dimensions in cm directly beside the corresponding picture

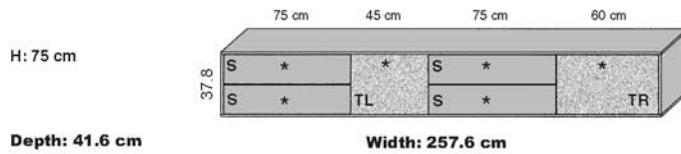
 = matt silk lacquer  = high-gloss lacquer  = veneer  = metallic front

TL=Left door TR=Right door S=Drawer K=Flap

Where indicated with a *****, fronts available in matt silk lacquer and veneer are available in metallic or high-gloss lacquer for a surcharge. See contrasting fronts, page 31.

Article descriptions and information about lighting energy classes can be found on Accessories on page 32-35.

Individual elements that can be planned freely are listed on pages 14 and 15.



Recommended accessories: each

1 light below wall unit	LN255
1 remote control with 15 watt transformer	FKS4-15
1 electrical storage comp.	LES60
1-4 drawer organisers	E1-75

Order no. BR10A (as shown) BR10A-SV (mirror-image)

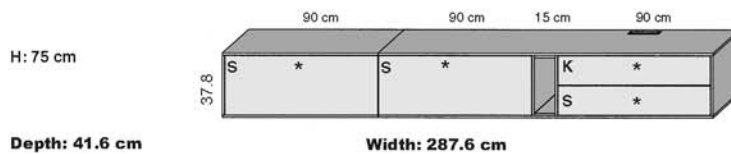
As shown

Order no. BR10L BR10L-SV

Matt silk lacquer

Order no. BR10F BR10F-SV

Veneer



Recommended accessories: each

1 light below wall unit	LN90
1 light below wall unit	LN195
1 light for slide-in shelf	LST4
1 remote control with transformer, 15 watt	FKS4-15
1 IR repeater	IRST
1 drawer organiser	E1-90

Order no. BR11A (as shown) BR11A-SV (mirror-image)

As shown

Order no. BR11A1 (catalogue) BR11A1-SV

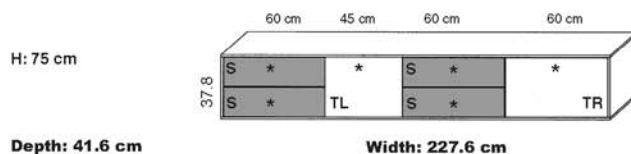
As shown

Order no. BR11L BR11L-SV

Matt silk lacquer

Order no. BR11F BR11F-SV

Veneer



Recommended accessories: each

1 light below wall unit	LN225
15 watt transformer	FKS4-15
1 electrical storage comp.	LES60
1-4 drawer organisers	E1-60

Order no. BR12A (as shown) BR12A-SV (mirror-image)

As shown

Order no. BR12L BR12L-SV

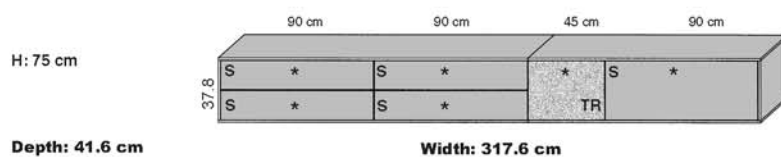
Matt silk lacquer

Order no. BR12F BR12F-SV

Veneer

Combinations

Prices excluding lighting and accessories



Recommended accessories: each

- 1 light below wall unit **LN180**
- 1 light below wall unit **LN135**
- 1 remote control with 15 watt transformer **FKS4-15**
- 1 electrical storage comp. **LES45**
- 1-4 drawer organisers **E1-90**

Order no. BR13A BR13A-SV (mirror-image)

As shown

Order no. BR13A1 (catalogue) BR13A1-SV

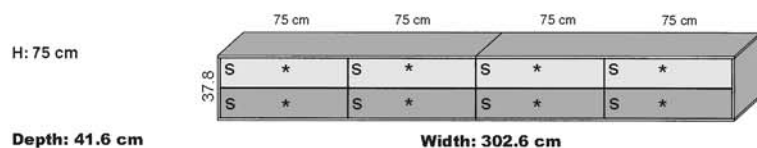
As shown

Order no. BR13L BR13L-SV

Matt silk lacquer

Order no. BR13F BR13F-SV

Veneer



Recommended accessories: each

- 2 lights below wall unit **LN150**
- 1 remote control with 15 watt transformer **FKS4-15**
- 1-8 drawer organisers **E1-75**

Order no. BR14A (as shown) BR14A-SV (mirror-image)

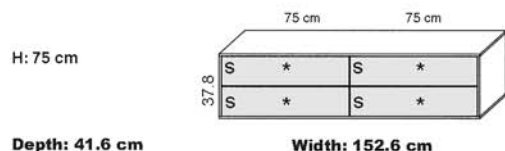
As shown

Order no. BR14L BR14L-SV

Matt silk lacquer

Order no. BR14F BR14F-SV

Veneer



Recommended accessories: each

- 1 light below wall unit **LN150**
- 1 remote control with 15 watt transformer **FKS4-15**
- 1-4 drawer organisers **E1-75**

Order no. BR15A (as shown) BR15A-SV (mirror-image)

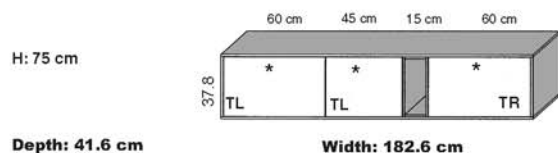
As shown

Order no. BR15L BR15L-SV

Matt silk lacquer

Order no. BR15F BR15F-SV

Veneer



Recommended accessories: each

- 1 light below wall unit **LN180**
- 1 light for slide-in shelf **LST4**
- 1 remote control with 15 watt transformer **FKS4-15**
- 1 electrical storage comp. **LES60**

Order no. BR16A (as shown) BR16A-SV (mirror-image)

As shown

Order no. BR16L BR16L-SV

Matt silk lacquer

Order no. BR16F BR16F-SV

Veneer

Combinations

Prices excluding lighting and accessories

Dimensions in cm directly beside the corresponding picture

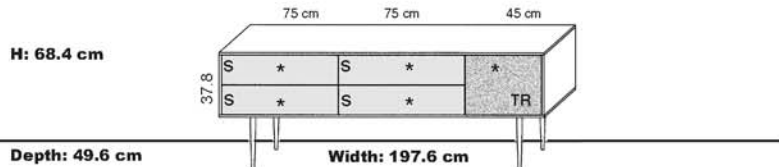
= matt silk lacquer
 = high-gloss lacquer
 = veneer
 = metallic front

TL=Left door TR=Right door S=Drawer K=Flap

Where indicated with a *****, fronts available in matt silk lacquer and veneer are available in metallic or high-gloss lacquer for a surcharge. See contrasting fronts, page 31.

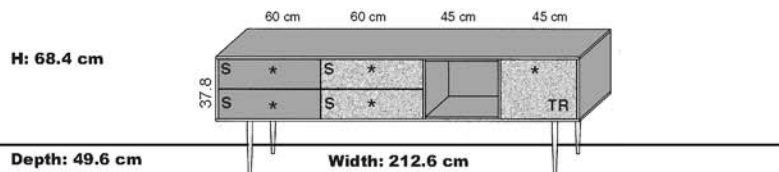
Article descriptions and information about lighting energy classes can be found on Accessories on page 32-35.

Individual elements that can be planned freely are listed on pages 12 and 13.



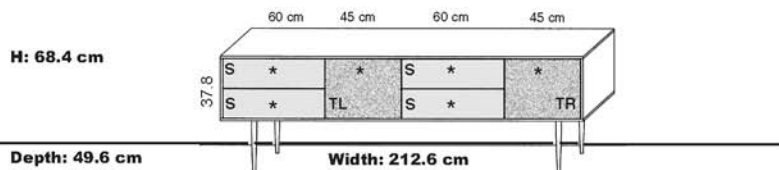
Recommended accessories: each
 1-4 drawer organisers **EK1-75**

Order no.	BR29A (as shown)	BR29A-SV (mirror-image)
As shown		
Order no.	BR29L	BR29L-SV
Matt silk lacquer		
Order no.	BR29F	BR29F-SV
Veneer		



Recommended accessories: each
 1 light for slide-in shelf **LST4**
 1 remote control with 15 watt transformer **FKS4-15**
 1 electrical storage comp. **LES45K**
 1-4 drawer organisers **EK1-60**

Order no.	BR30A (as shown)	BR30A-SV (mirror-image)
As shown		
Order no.	BR30L	BR30L-SV
Matt silk lacquer		
Order no.	BR30F	BR30F-SV
Veneer		



Recommended accessories: each
 1-4 drawer organisers **EK1-60**

Order no.	BR31A (as shown)	BR31A-SV (mirror-image)
As shown		
Order no.	BR31L	BR31L-SV
Matt silk lacquer		
Order no.	BR31F	BR31F-SV
Veneer		

Combinations

Prices excluding lighting and accessories

Dimensions in cm directly beside the corresponding picture

= matt silk lacquer
 = high-gloss lacquer
 = veneer
 = metallic front

TL=Left door TR=Right door S=Drawer K=Flap

Where indicated with a *****, fronts available in matt silk lacquer and veneer are available in metallic or high-gloss lacquer for a surcharge. See contrasting fronts, page 31.

Article descriptions and information about lighting energy classes can be found on Accessories on page 32-35.

Individual elements that can be planned freely are listed on pages 12 and 13.

Order no. BR32A (as shown) BR32A-SV (mirror-image)
As shown

Order no. BR32L BR32L-SV
Matt silk lacquer

Order no. BR32F BR32F-SV
Veneer

Recommended accessories: each

1 light for slide-in shelf	LST4
1 remote control with 15 watt transformer	FKS4-15
1 electrical storage comp.	LES60K
1-2 drawer organisers	EK1-60

Order no. BR33A (as shown) BR33A-SV (mirror-image)
As shown

Order no. BR33L BR33L-SV
Matt silk lacquer

Order no. BR33F BR33F-SV
Veneer

Recommended accessories: each

1 light for slide-in shelf	LST4
1 remote control with 15 watt transformer	FKS4-15
1-2 drawer organisers	EK1-75

Order no. BR34A (as shown) BR34A-SV (mirror-image)
As shown

Order no. BR34L BR34L-SV
Matt silk lacquer

Order no. BR34F BR34F-SV
Veneer

Recommended accessories: each

1-8 drawer organisers	EK1-60
-----------------------	--------

Combinations

Prices excluding lighting and accessories

Dimensions in cm directly beside the corresponding picture

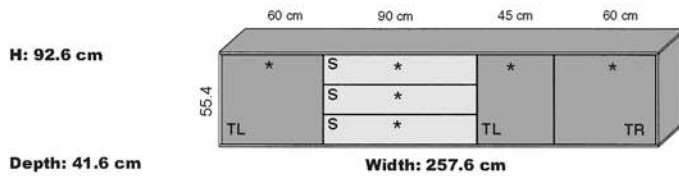
 = matt silk lacquer  = high-gloss lacquer  = veneer  = metallic front

TL=Left door TR=Right door S=Drawer K=Flap

Where indicated with a ★, fronts available in matt silk lacquer and veneer are available in metallic or high-gloss lacquer for a surcharge. See contrasting fronts, page 31.

Article descriptions and information about lighting energy classes can be found on Accessories on page 32-35.

Individual elements that can be planned freely are listed on pages 18 and 19.



Recommended accessories: each

- 1 light below wall unit LN255
- 1 remote control with 15 watt transformer FKS4-15
- 1 electrical storage comp. LES60
- 1-3 drawer organisers E1-90

Order no. BR35A (as shown) BR35A-SV (mirror-image)

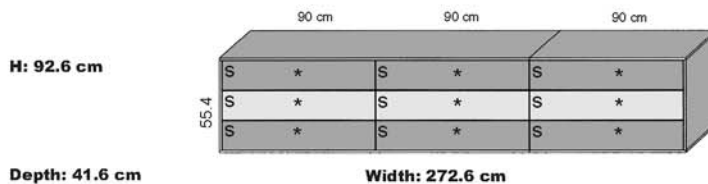
As shown

Order no. BR35L BR35L-SV

Matt silk lacquer

Order no. BR35F BR35F-SV

Veneer



Recommended accessories: each

- 1 light below wall unit LN180
- 1 light below wall unit LN90
- 1 remote control with 15 watt transformer FKS4-15
- 1-9 drawer organisers E1-90

Order no. BR36A (as shown) BR36A-SV (mirror-image)

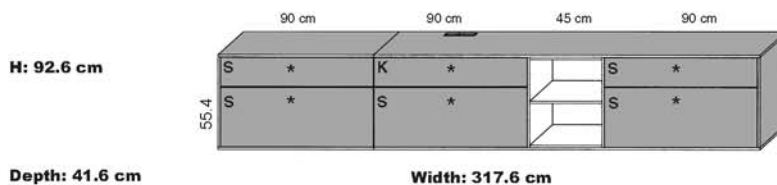
As shown

Order no. BR36L BR36L-SV

Matt silk lacquer

Order no. BR36F BR36F-SV

Veneer



Recommended accessories: each

- 1 light below wall unit LN90
- 1 light below wall unit LN225
- 1 light for slide-in shelf LEDSET2
- 1 remote control with 30 watt transformer FKS4-30
- 1 IR repeater IRST
- 1-2 drawer organisers E1-90

Order no. BR37A (as shown) BR37A-SV (mirror-image)

As shown

Order no. BR37L BR37L-SV

Matt silk lacquer

Order no. BR37F BR37F-SV

Veneer

Combinations

Prices excluding lighting and accessories

Dimensions in cm directly beside the corresponding picture

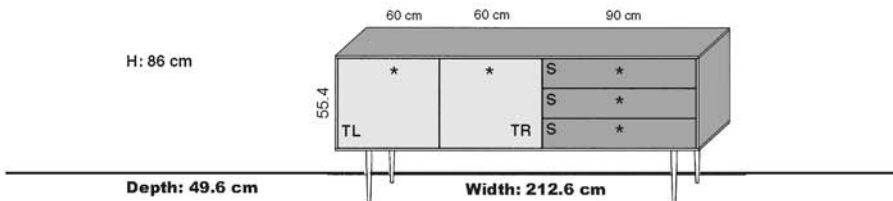
 = matt silk lacquer  = high-gloss lacquer  = veneer  = metallic front

TL=Left door TR=Right door S=Drawer K=Flap

Where indicated with a *****, fronts available in matt silk lacquer and veneer are available in metallic or high-gloss lacquer for a surcharge. See contrasting fronts, page 31.

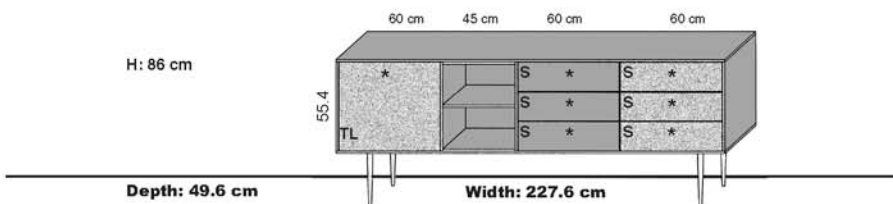
Article descriptions and information about lighting energy classes can be found on Accessories on page 32-35.

Individual elements that can be planned freely are listed on pages 16 and 17.



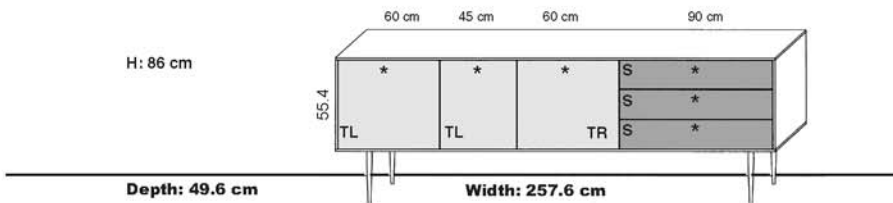
Recommended accessories: each
1-3 drawer organisers **EK1-90**

Order no.	BR60A (as shown)	BR60A-SV (mirror-image)
	As shown	
Order no.	BR60L	BR60L-SV
	Matt silk lacquer	
Order no.	BR60F	BR60F-SV
	Veneer	



Recommended accessories: each
1 light for slide-in shelf **LEDSET2**
1 remote control with 15 watt transformer **FKS4-15**
1 electrical storage comp. **LES60K**
1-6 drawer organisers **EK1-60**

Order no.	BR61A (as shown)	BR61A-SV (mirror-image)
	As shown	
Order no.	BR61L	BR61L-SV
	Matt silk lacquer	
Order no.	BR61F	BR61F-SV
	Veneer	



Recommended accessories: each
1-3 drawer organisers **EK1-90**

Order no.	BR62A (as shown)	BR62A-SV (mirror-image)
	As shown	
Order no.	BR62L	BR62L-SV
	Matt silk lacquer	
Order no.	BR62F	BR62F-SV
	Veneer	

Combinations

Prices excluding lighting and accessories

Dimensions in cm directly beside the corresponding picture

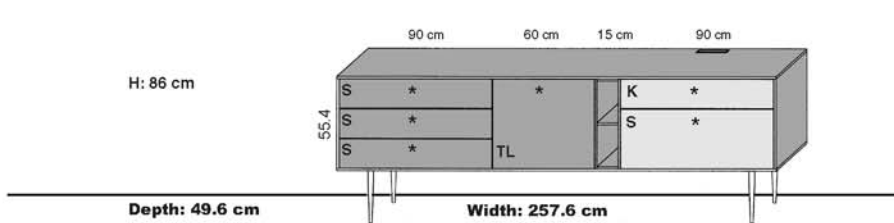
= matt silk lacquer
 = high-gloss lacquer
 = veneer
 = metallic front

TL=Left door TR=Right door S=Drawer K=Flap

Where indicated with a ★, fronts available in matt silk lacquer and veneer are available in metallic or high-gloss lacquer for a surcharge. See contrasting fronts, page 31.

Article descriptions and information about lighting energy classes can be found on Accessories on page 32-35.

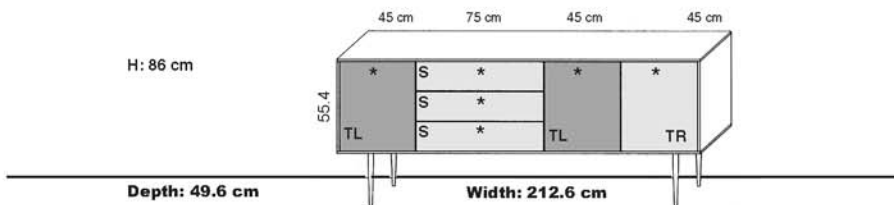
Individual elements that can be planned freely are listed on pages 16 and 17.



Recommended accessories: each

- 1 light for slide-in shelf **LEDSET1**
- 1 remote control with 15 watt transformer **FKS4-15**
- 1 electrical storage comp. **LES60K**
- 1 IR repeater **IRST**
- 1-3 drawer organisers **EK1-90**

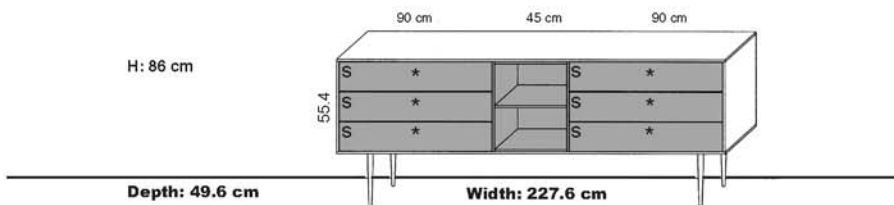
Order no.	BR63A (as shown)	BR63A-SV (mirror-image)
As shown		
Order no.	BR63A1 (catalogue)	BR63A1-SV
As shown		
Order no.	BR63A2 (catalogue)	BR63A2-SV
As shown		
Order no.	BR63L	BR63L-SV
Matt silk lacquer		
Order no.	BR63F	BR63F-SV
Veneer		



Recommended accessories: each

- 1-3 drawer organisers **EK1-75**

Order no.	BR65A (as shown)	BR65A-SV (mirror-image)
As shown		
Order no.	BR65L	BR65L-SV
Matt silk lacquer		
Order no.	BR65F	BR65F-SV
Veneer		



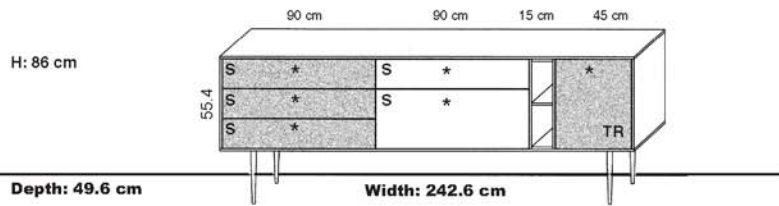
Recommended accessories: each

- 1 light for slide-in shelf **LEDSET2**
- 1 remote control with 15 watt transformer **FKS4-15**
- 1-6 drawer organisers **EK1-90**

Order no.	BR66A
As shown	
Order no.	BR66L
Matt silk lacquer	
Order no.	BR66F
Veneer	

Combinations

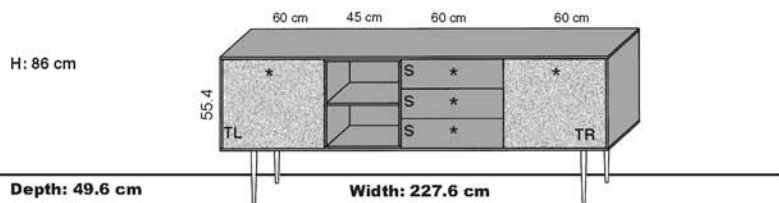
Prices excluding lighting and accessories



Recommended accessories: each

- 1 light for slide-in shelf **LEDSET1**
- 1 remote control with 15 watt transformer **FKS4-15**
- 1 electrical storage comp. **LES45K**
- 1-4 drawer organisers **EK1-90**

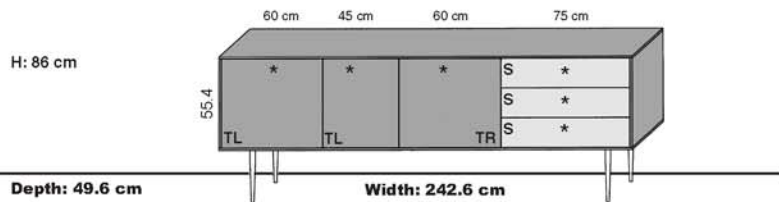
Order no.	BR67A (as shown)	BR67A-SV (mirror-image)
As shown		
Order no.	BR67L	BR67L-SV
Matt silk lacquer		
Order no.	BR67F	BR67F-SV
Veneer		



Recommended accessories: each

- 1 light for slide-in shelf **LEDSET2**
- 1 remote control with 15 watt transformer **FKS4-15**
- 1 electrical storage comp. **LES60K**
- 1-3 drawer organisers **EK1-60**

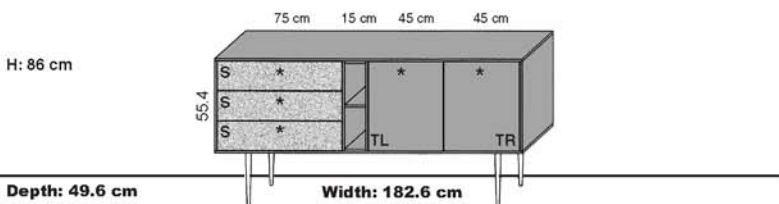
Order no.	BR68A (as shown)	BR68A-SV (mirror-image)
As shown		
Order no.	BR68L	BR68L-SV
Matt silk lacquer		
Order no.	BR68F	BR68F-SV
Veneer		



Recommended accessories: each

- 1-3 drawer organisers **EK1-75**

Order no.	BR69A (catalogue)	BR69A-SV (mirror-image)
As shown		
Order no.	BR69L	BR69L-SV
Matt silk lacquer		
Order no.	BR69F	BR69F-SV
Veneer		



Recommended accessories: each

- 1 light for slide-in shelf **LEDSET1**
- 1 remote control with 15 watt transformer **FKS4-15**
- 1 electrical storage comp. **LES45K**
- 1-3 drawer organisers **EK1-75**

Order no.	BR70A (as shown)	BR70A-SV (mirror-image)
As shown		
Order no.	BR70L	BR70L-SV
Matt silk lacquer		
Order no.	BR70F	BR70F-SV
Veneer		

Combinations

Prices excluding lighting and accessories

Dimensions in cm directly beside the corresponding picture

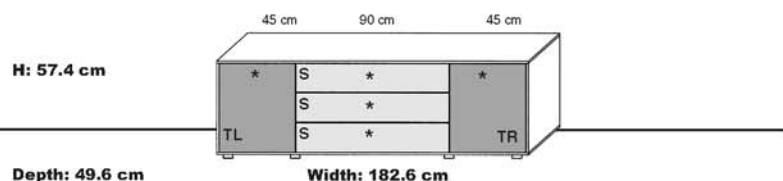
= matt silk lacquer
 = high-gloss lacquer
 = veneer
 = metallic front

TL=Left door TR=Right door S=Drawer K=Flap

Where indicated with a ★, fronts available in matt silk lacquer and veneer are available in metallic or high-gloss lacquer for a surcharge. See contrasting fronts, page 31.

Article descriptions and information about lighting energy classes can be found on Accessories on page 32-35.

Individual elements that can be planned freely are listed on pages 16 and 17.



Recommended accessories: each
1-3 drawer organisers **EK1-90**

Order no. BR88A (as shown) BR88A-SV (mirror-image)

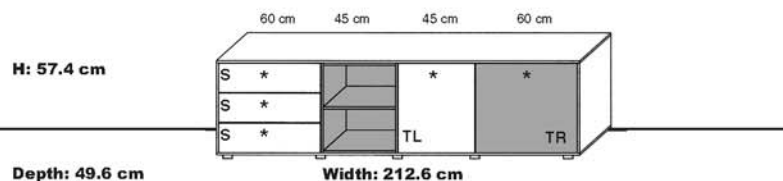
As shown

Order no. BR88L BR88L-SV

Matt silk lacquer

Order no. BR88F BR88F-SV

Veneer



Recommended accessories: each
1 light for slide-in shelf **LEDSET2**
1 remote control with 15 watt transformer **FKS4-15**
1 electrical storage comp. **LES60K**
1-3 drawer organisers **EK1-90**

Order no. BR89A (as shown) BR89A-SV (mirror-image)

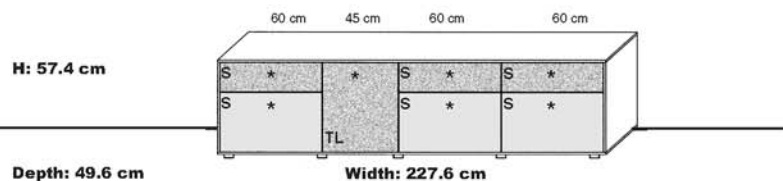
As shown

Order no. BR89L BR89L-SV

Matt silk lacquer

Order no. BR89F BR89F-SV

Veneer



Recommended accessories: each
1-3 drawer organisers **EK1-90**

Order no. BR90A (as shown) BR90A-SV (mirror-image)

As shown

Order no. BR90L BR90L-SV

Matt silk lacquer

Order no. BR90F BR90F-SV

Veneer

Combinations

Prices excluding lighting and accessories

Dimensions in cm directly beside the corresponding picture

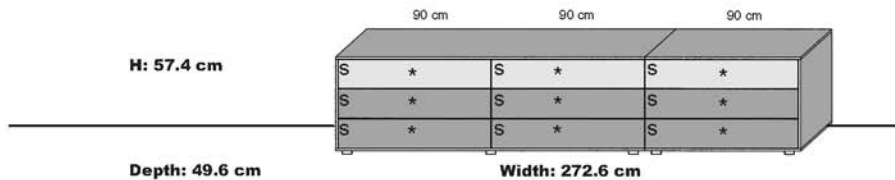
 = matt silk lacquer  = high-gloss lacquer  = veneer  = metallic front

TL=Left door TR=Right door S=Drawer K=Flap

Where indicated with a ★, fronts available in matt silk lacquer and veneer are available in metallic or high-gloss lacquer for a surcharge. See contrasting fronts, page 31.

Article descriptions and information about lighting energy classes can be found on Accessories on page 32-35.

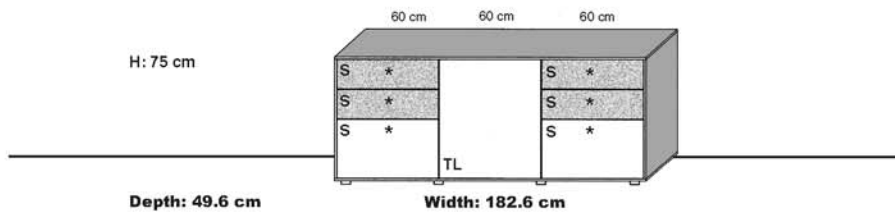
Individual elements that can be planned freely are listed on pages 16 and 17.



Recommended accessories: each
1-9 drawer organisers EK1-90

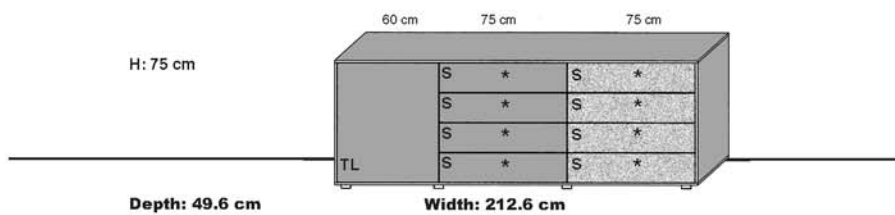
Order no.	BR91A (as shown)	BR91A-SV (mirror-image)
As shown		
Order no.	BR91L	BR91L-SV
Matt silk lacquer		
Order no.	BR91F	BR91F-SV
Veneer		

Individual elements that can be planned freely are listed on pages 20 and 21.



Recommended accessories: each
1-4 drawer organisers EK1-60

Order no.	BR96A (as shown)	BR96A-SV (mirror-image)
As shown		
Order no.	BR96L	BR96L-SV
Matt silk lacquer		
Order no.	BR96F	BR96F-SV
Veneer		



Recommended accessories: each
1-8 drawer organisers EK1-75

Order no.	BR97A (as shown)	BR97A-SV (mirror-image)
As shown		
Order no.	BR97L	BR97L-SV
Matt silk lacquer		
Order no.	BR97F	BR97F-SV
Veneer		

Combinations

Prices excluding lighting and accessories

Dimensions in cm directly beside the corresponding picture

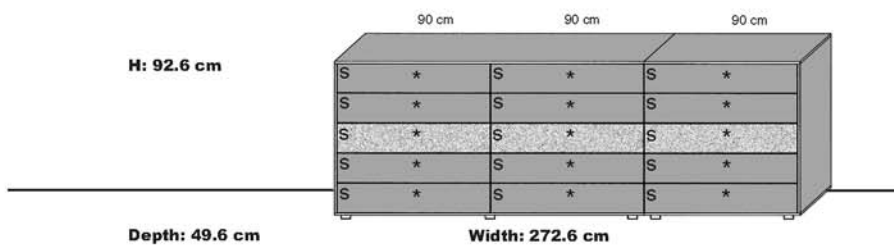
 = matt silk lacquer  = high-gloss lacquer  = veneer  = metallic front

TL=Left door TR=Right door S=Drawer K=Flap

Where indicated with a ★, fronts available in matt silk lacquer and veneer are available in metallic or high-gloss lacquer for a surcharge. See contrasting fronts, page 31.

Article descriptions and information about lighting energy classes can be found on Accessories on page 32-35.

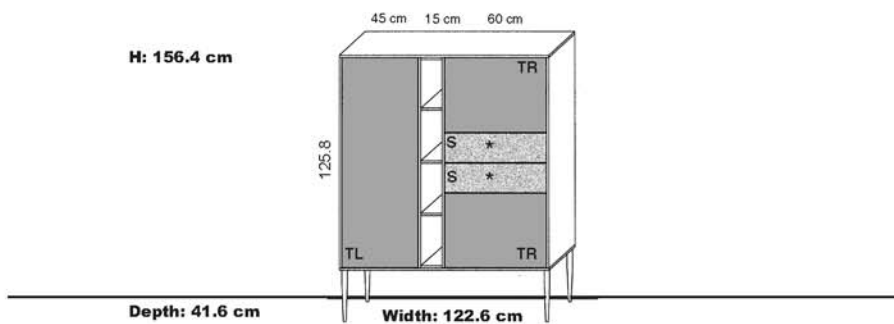
Individual elements that can be planned freely are listed on pages 22 and 23.



Recommended accessories: each
 1-15 drawer organisers **EK1-90**

Order no. As shown	BR99A (as shown)	BR99A-SV (mirror-image)
Order no. Matt silk lacquer	BR99L	BR99L-SV
Order no. Veneer	BR99F	BR99F-SV

Individual elements that can be planned freely are listed on pages 24 and 25.



Recommended accessories: each
 1 light for slide-in shelf **LEDSET5**
 1 remote control with 15 watt transformer **FKS4-15**
 1 electrical storage comp. **LES45**
 1-2 drawer organisers **E1-60**

Order no. As shown	BR101A (as shown)	BR101A-SV (mirror-image)
Order no. Matt silk lacquer	BR101L	BR101L-SV
Order no. Veneer	BR101F	BR101F-SV

Combinations

Prices excluding lighting and accessories

Dimensions in cm directly beside the corresponding picture

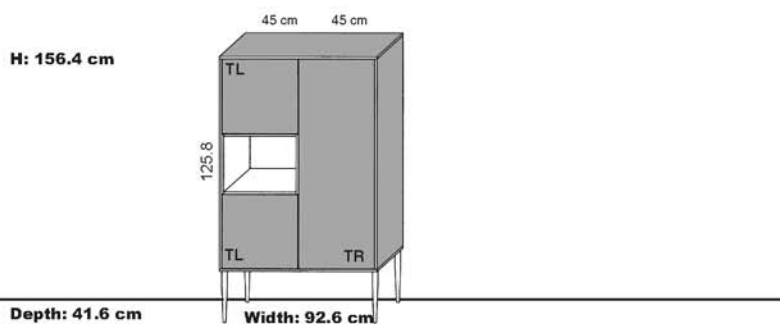
= matt silk lacquer
 = high-gloss lacquer
 = veneer
 = metallic front

TL=Left door TR=Right door S=Drawer K=Flap

Where indicated with a *****, fronts available in matt silk lacquer and veneer are available in metallic or high-gloss lacquer for a surcharge. See contrasting fronts, page 31.

Article descriptions and information about lighting energy classes can be found on Accessories on page 32-35.

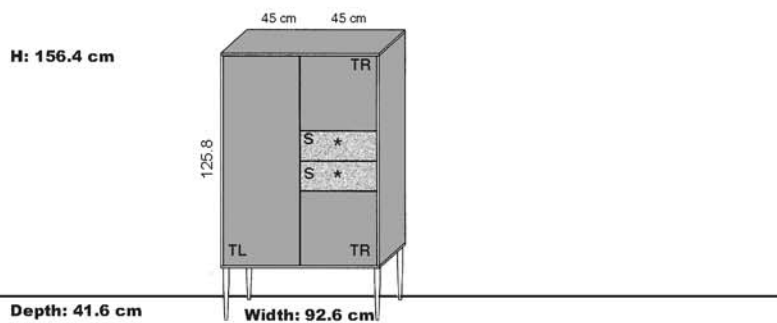
Individual elements that can be planned freely are listed on pages 24 and 25.



Recommended accessories: each

1 light for slide-in shelf	LST4
1 remote control with 15 watt transformer	FKS4-15
1 electrical storage comp.	LES45

Order no. As shown	BR102A (as shown)	BR102A-SV (mirror-image)
Order no. Matt silk lacquer	BR102L	BR102L-SV
Order no. Veneer	BR102F	BR102F-SV



Recommended accessories: each

1-2 drawer organisers	E1-45
-----------------------	--------------

Order no. As shown	BR103A (as shown)	BR103A-SV (mirror-image)
Order no. Matt silk lacquer	BR103L	BR103L-SV
Order no. Veneer	BR103F	BR103F-SV

Combinations

Prices excluding lighting and accessories

Dimensions in cm directly beside the corresponding picture

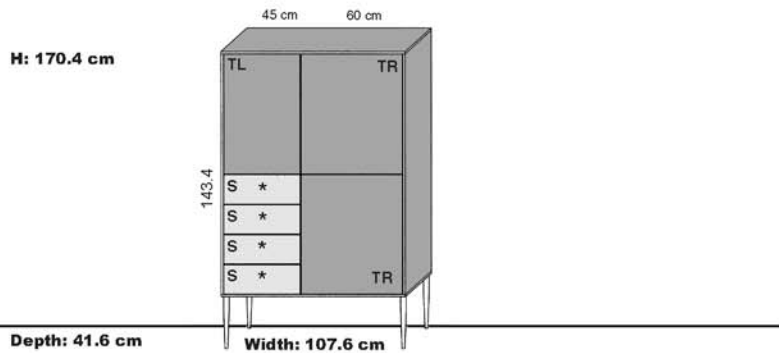
= matt silk lacquer
 = high-gloss lacquer
 = veneer
 = metallic front

TL=Left door TR=Right door S=Drawer K=Flap

Where indicated with a *****, fronts available in matt silk lacquer and veneer are available in metallic or high-gloss lacquer for a surcharge. See contrasting fronts, page 31.

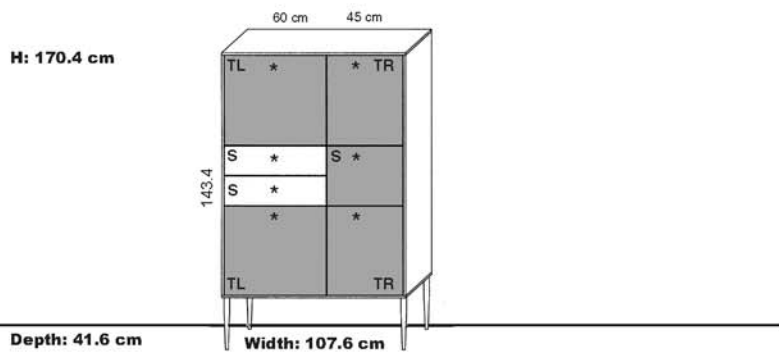
Article descriptions and information about lighting energy classes can be found on Accessories on page 32-35.

Individual elements that can be planned freely are listed on pages 26 and 27.



Recommended accessories: each
 1-4 drawer organisers E1-45

Order no.	BR105A (as shown)	BR105A-SV (mirror-image)
As shown		
Order no.	BR105L	BR105L-SV
Matt silk lacquer		
Order no.	BR105F	BR105F-SV
Veneer		



Recommended accessories: each
 1-2 drawer organisers E1-60

Order no.	BR106A (as shown)	BR106A-SV (mirror-image)
As shown		
Order no.	BR106L	BR106L-SV
Matt silk lacquer		
Order no.	BR106F	BR106F-SV
Veneer		

Combinations

Prices excluding lighting and accessories

Dimensions in cm directly beside the corresponding picture

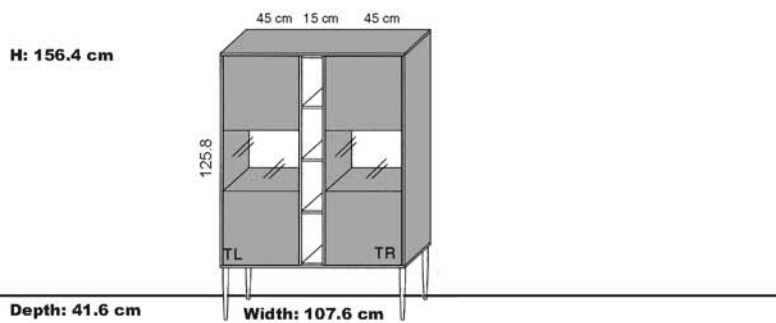
= matt silk lacquer
 = high-gloss lacquer
 = veneer
 = metallic front

TL=Left door TR=Right door S=Drawer K=Flap

Where indicated with a *****, fronts available in matt silk lacquer and veneer are available in metallic or high-gloss lacquer for a surcharge. See contrasting fronts, page 31.

Article descriptions and information about lighting energy classes can be found on Accessories on page 32-35.

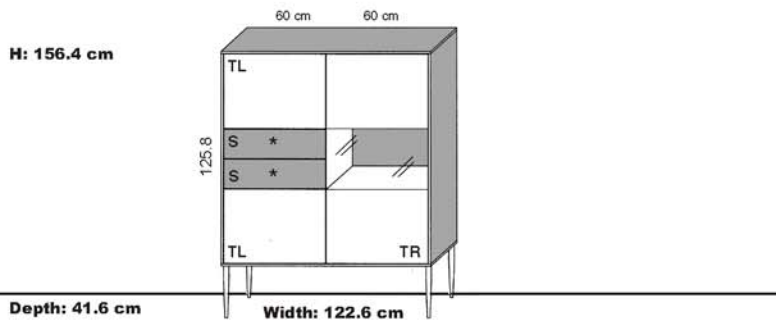
Individual elements that can be planned freely are listed on pages 24 and 25.



Recommended accessories: each

- | | |
|---|----------------|
| 1 light for slide-in shelf | LEASET5 |
| 2 spotlights for display units | LST2 |
| 1 remote control with 15 watt transformer | FKS4-15 |
| 1 electrical storage comp. | LES45 |

Order no.	BR108A
As shown	
Order no.	BR108L
Matt silk lacquer	
Order no.	BR108F
Veneer	



Recommended accessories: each

- | | |
|---|----------------|
| 1 spotlight for display unit | LST2 |
| 1 remote control with 15 watt transformer | FKS4-15 |
| 1 electrical storage comp. | LES60 |
| 1-2 drawer organisers | E1-60 |

Order no.	BR134A (as shown)	BR134A-SV (mirror-image)
As shown		
Order no.	BR134L	BR134L-SV
Matt silk lacquer		
Order no.	BR134F	BR134F-SV
Veneer		

Combinations

Prices excluding lighting and accessories

Dimensions in cm directly beside the corresponding picture

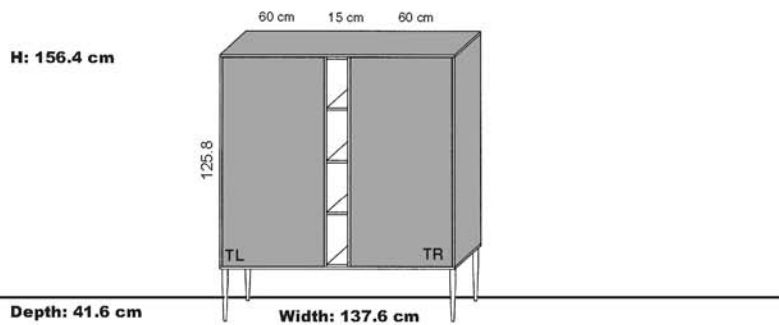
= matt silk lacquer
 = high-gloss lacquer
 = veneer
 = metallic front

TL=Left door TR=Right door S=Drawer K=Flap

Where indicated with a ★, fronts available in matt silk lacquer and veneer are available in metallic or high-gloss lacquer for a surcharge. See contrasting fronts, page 31.

Article descriptions and information about lighting energy classes can be found on Accessories on page 32-35.

Individual elements that can be planned freely are listed on pages 24 to 27.



Recommended accessories: each

- 1 light for slide-in shelf **LEDSET5**
- 1 remote control with 15 watt transformer **FKS4-15**
- 1 electrical storage comp. **LES60**

Order no. BR135A

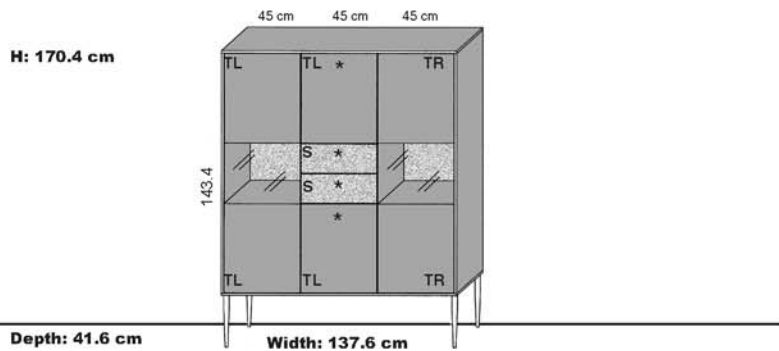
As shown

Order no. BR135L

Matt silk lacquer

Order no. BR135F

Veneer



Recommended accessories: each

- 2 spotlights for display units **LST2**
- 1 remote control with 15 watt transformer **FKS4-15**
- 1 electrical storage comp. **LES45**
- 1-2 drawer organisers **E1-45**

Order no. BR136A

As shown

Order no. BR136L

Matt silk lacquer

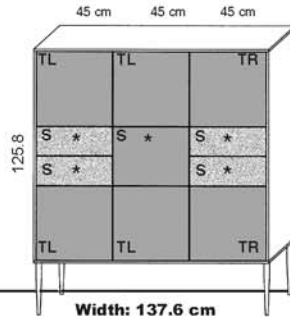
Order no. BR136F

Veneer

Combinations

Prices excluding lighting and accessories

H: 156.4 cm



Depth: 41.6 cm

Width: 137.6 cm

Recommended accessories: each
1-4 drawer organisers E1-45

Order no. BR137A

As shown

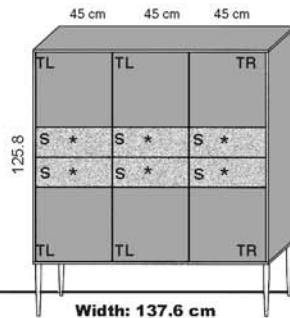
Order no. BR137L

Matt silk lacquer

Order no. BR137F

Veneer

H: 156.4 cm



Depth: 41.6 cm

Width: 137.6 cm

Recommended accessories: each
1-6 drawer organisers E1-45

Order no. BR138A

As shown

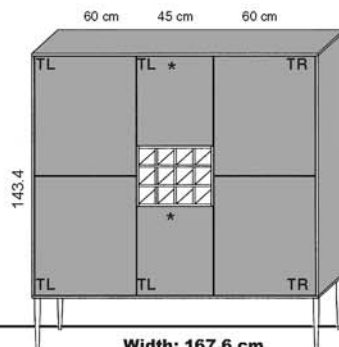
Order no. BR138L

Matt silk lacquer

Order no. BR138F

Veneer

H: 170.4 cm



Depth: 41.6 cm

Width: 167.6 cm

Recommended accessories: each
1 light for shelf insert LEDSET-F
1 remote control with 15 watt transformer FKS4-15
1 electrical storage comp. LES60

Order no. BR139A

As shown

Order no. BR139L

Matt silk lacquer

Order no. BR139F

Veneer

Combinations

Prices excluding lighting and accessories

Dimensions in cm directly beside the corresponding picture

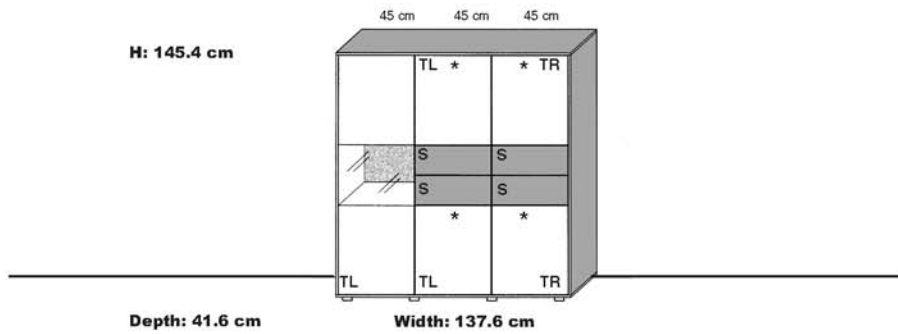
= matt silk lacquer
 = high-gloss lacquer
 = veneer
 = metallic front

TL=Left door TR=Right door S=Drawer K=Flap

Where indicated with a *****, fronts available in matt silk lacquer and veneer are available in metallic or high-gloss lacquer for a surcharge. See contrasting fronts, page 31.

Article descriptions and information about lighting energy classes can be found on Accessories on page 32-35.

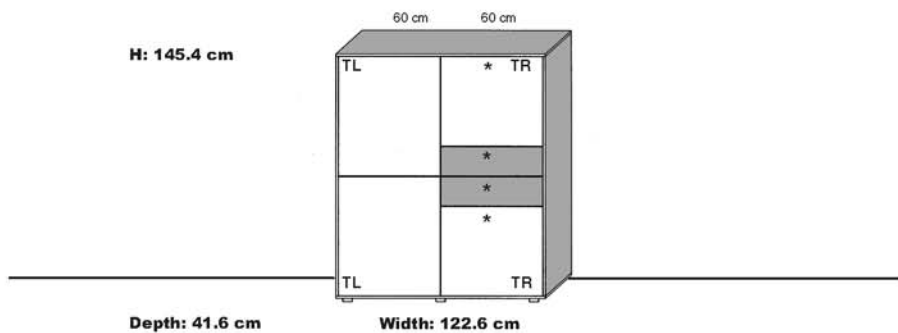
Individual elements that can be planned freely are listed on pages 24 to 27.



Recommended accessories: each

1 spotlight for display unit	LST2
1 remote control with 15 watt transformer,	FKS4-15
1 electrical storage comp.	LES45
1-2 drawer organisers	E1-45

Order no.	BR140A	BR140A-SV
As shown		
Order no.	BR140L	BR140L-SV
Matt silk lacquer		
Order no.	BR140F	BR140F-SV
Veneer		



Recommended accessories: each

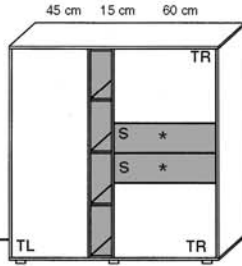
1-2 drawer organisers	E1-60
-----------------------	--------------

Order no.	BR141A (as shown)	BR141A-SV (mirror-image)
As shown		
Order no.	BR141L	BR141L-SV
Matt silk lacquer		
Order no.	BR141F	BR141F-SV
Veneer		

Combinations

Prices excluding lighting and accessories

H: 127.8 cm



Depth: 41.6 cm

Width: 122.6 cm

Recommended accessories: each

- 1 light for slide-in shelf LEDSET5
- 1 remote control with 15 watt transformer FKS4-15
- 1 electrical storage comp. LES45

Order no. BR143A (as shown) BR143A-SV (mirror-image)

As shown

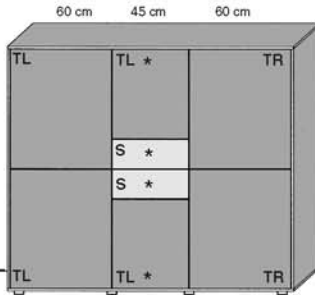
Order no. BR143L BR143L-SV

Matt silk lacquer

Order no. BR143F BR143F-SV

Veneer

H: 145.4 cm



Depth: 41.6 cm

Width: 167.6 cm

Recommended accessories: each

- 1-2 drawer organisers E1-45

Order no. BR144A

As shown

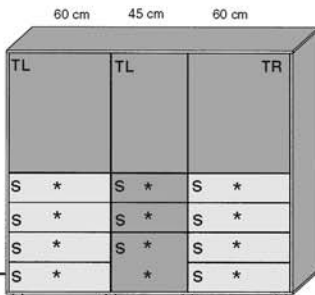
Order no. BR144L

Matt silk lacquer

Order no. BR144F

Veneer

H: 145.4 cm



Depth: 41.6 cm

Width: 167.6 cm

Recommended accessories: each

- 1-2 drawer organisers E1-45
- 1-8 drawer organisers E1-60

Order no. BR146A

As shown

Order no. BR146L

Matt silk lacquer

Order no. BR146F

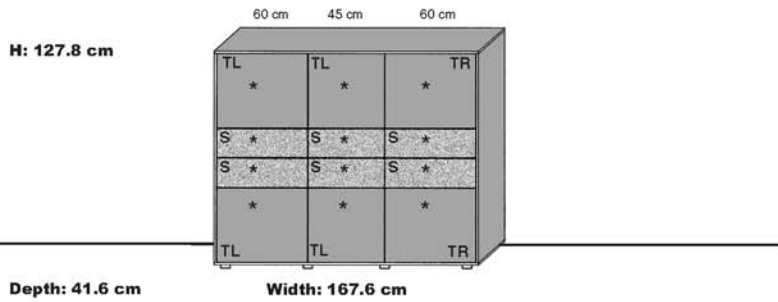
Veneer

Combinations

Prices excluding lighting and accessories

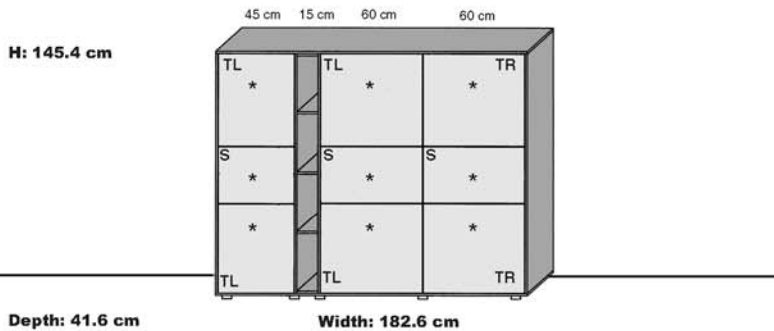
Dimensions in cm directly beside the corresponding picture

Individual elements that can be planned freely are listed on pages 24 to 27.



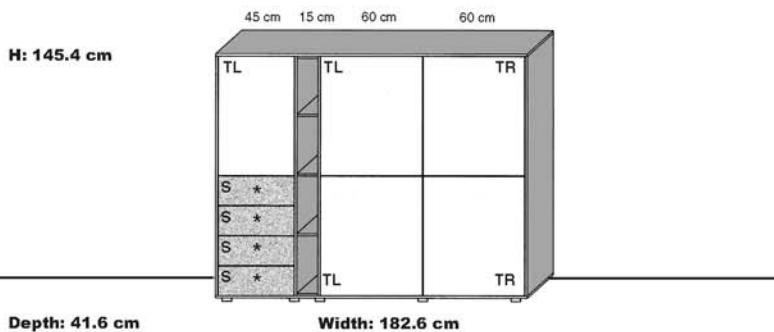
Recommended accessories: each
1-6 drawer organisers **E1-45**

Order no.	BR149A
As shown	
Order no.	BR149L
Matt silk lacquer	
Order no.	BR149F
Veneer	



Recommended accessories: each
1 light for slide-in shelf **LEDSET5**
1 remote control with 15 watt transformer **FKS4-15**
1 electrical storage comp. **LES60**

Order no.	BR167A (as shown)	BR167A-SV (mirror-image)
As shown		
Order no.	BR167L	BR167L-SV
Matt silk lacquer		
Order no.	BR167F	BR167F-SV
Veneer		



Recommended accessories: each
1 light for slide-in shelf **LEDSET5**
1 remote control with 15 watt transformer **FKS4-15**
1 electrical storage comp. **LES60**
1-4 drawer organisers **E1-45**

Order no.	BR169A	BR169A-SV
As shown		
Order no.	BR169L	BR169L-SV
Matt silk lacquer		
Order no.	BR169F	BR169F-SV
Veneer		

Combinations

Prices excluding lighting and accessories

Dimensions in cm directly beside the corresponding picture

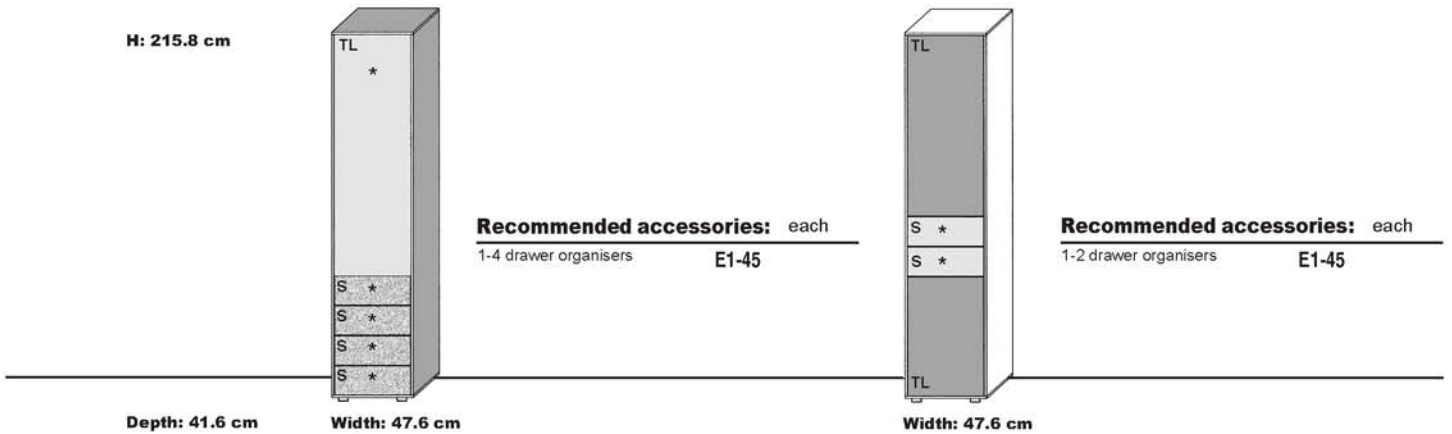
= matt silk lacquer
 = high-gloss lacquer
 = veneer
 = metallic front

TL=Left door TR=Right door S=Drawer K=Flap

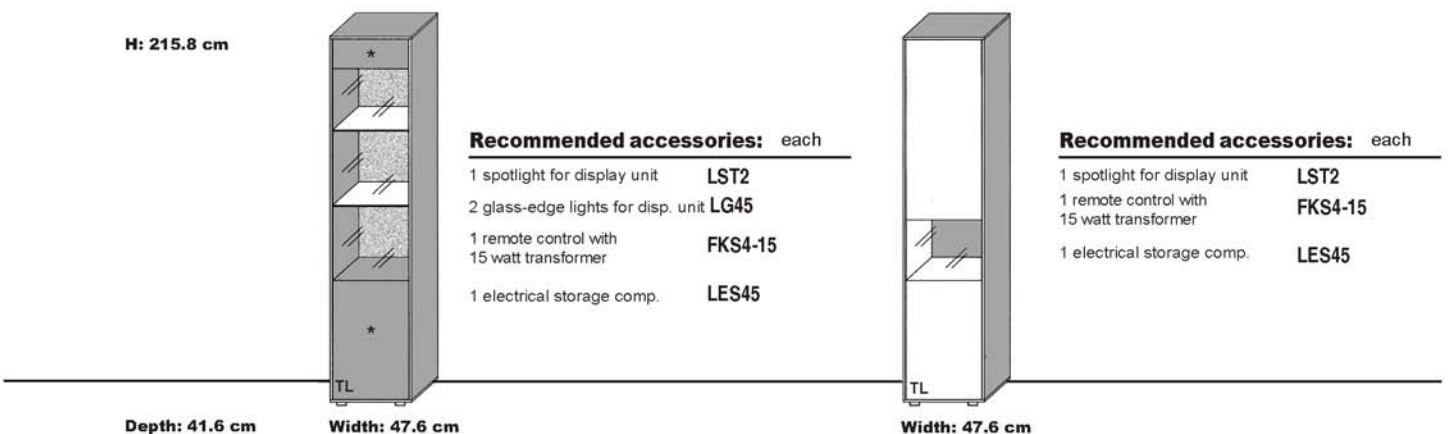
Where indicated with a ★, fronts available in matt silk lacquer and veneer are available in metallic or high-gloss lacquer for a surcharge. See contrasting fronts, page 31.

Article descriptions and information about lighting energy classes can be found on Accessories on page 32-35.

Individual elements that can be planned freely are listed on pages 28 and 29.



Order no. As shown	BR170A (as shown)	BR170A-SV (mirror-image)	BR171A (as shown)	BR171A-SV (mirror-image)
Order no. Matt silk lacquer	BR170L	BR170L-SV	BR171L	BR171L-SV
Order no. Veneer	BR170F	BR170F-SV	BR171F	BR171F-SV



Order no. As shown	BR172A (as shown)	BR172A-SV (mirror-image)	BR173A (as shown)	BR173A-SV (mirror-image)
Order no. As shown	BR172A1 (catalogue)	BR172A1-SV		
Order no. Matt silk lacquer	BR172L	BR172L-SV	BR173L	BR173L-SV
Order no. Veneer	BR172F	BR172F-SV	BR173F	BR173F-SV

Combinations

Prices excluding lighting and accessories

Dimensions in cm directly beside the corresponding picture

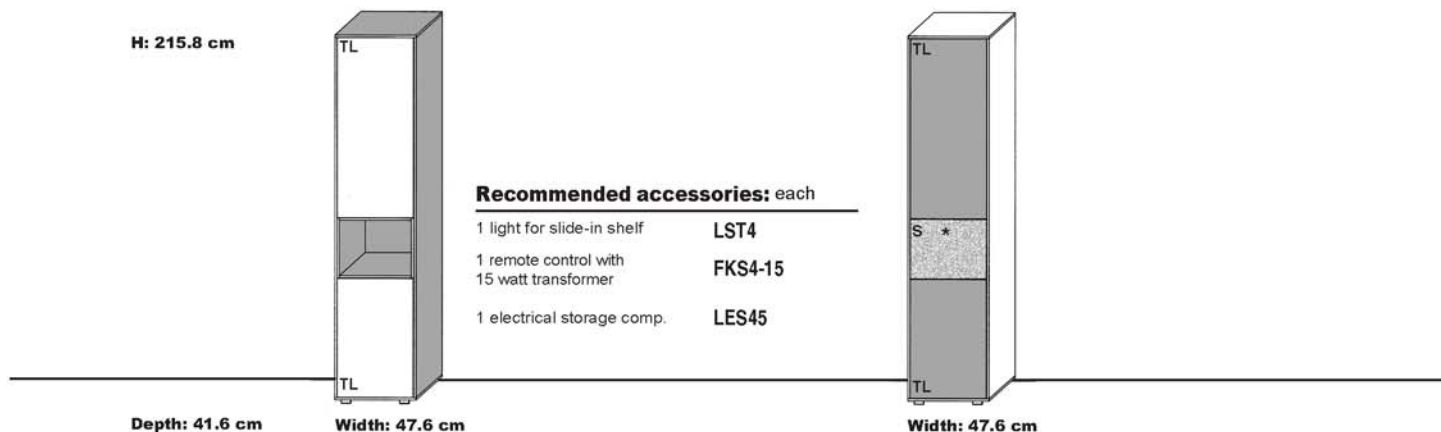
= matt silk lacquer
 = high-gloss lacquer
 = veneer
 = metallic front

TL=Left door TR=Right door S=Drawer K=Flap

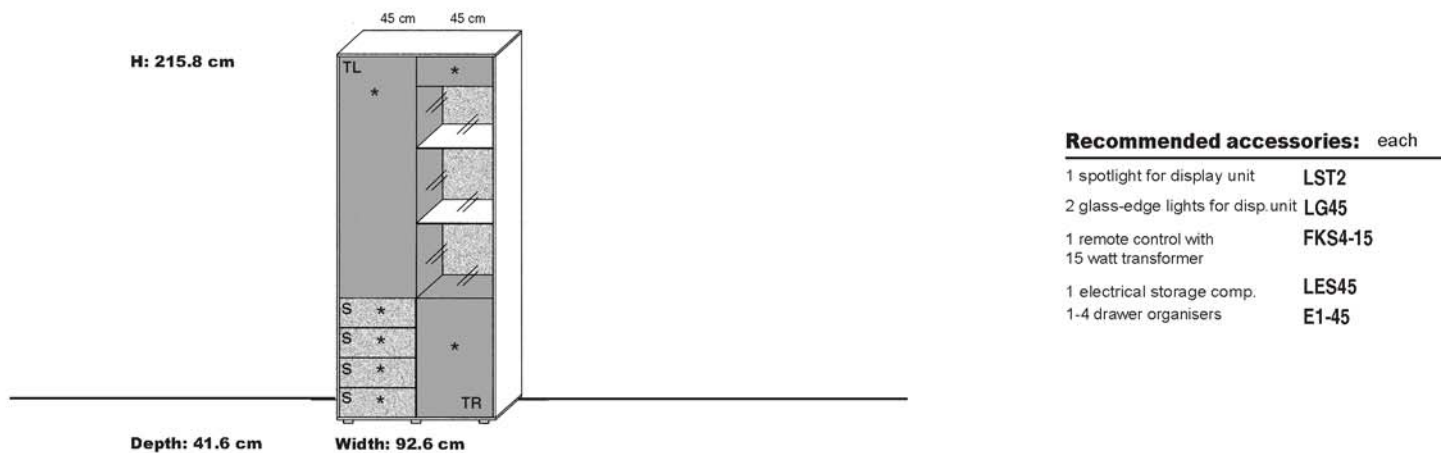
Where indicated with a ★, fronts available in matt silk lacquer and veneer are available in metallic or high-gloss lacquer for a surcharge. See contrasting fronts, page 31.

Article descriptions and information about lighting energy classes can be found on Accessories on page 32-35.

Individual elements that can be planned freely are listed on pages 28 and 29.



Order no. As shown	BR174A (as shown)	BR174A-SV (mirror-image)	BR175A (as shown)	BR175A-SV (mirror-image)
Order no. Matt silk lacquer	BR174L	BR174L-SV	BR175L	BR175L-SV
Order no. Veneer	BR174F	BR174F-SV	BR175F	BR175F-SV



Order no. As shown	BR186A (as shown)	BR186A-SV (mirror-image)
Order no. Matt silk lacquer	BR186L	BR186L-SV
Order no. Veneer	BR186F	BR186F-SV

Combinations

Prices excluding lighting and accessories

Dimensions in cm directly beside the corresponding picture

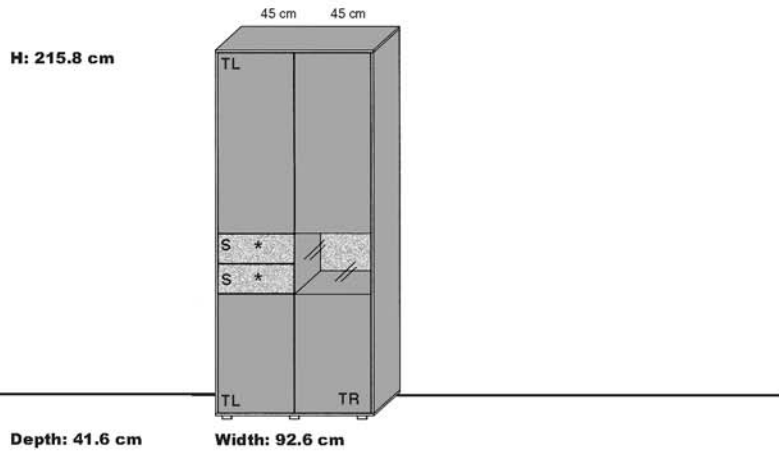
= matt silk lacquer
 = high-gloss lacquer
 = veneer
 = metallic front

TL=Left door TR=Right door S=Drawer K=Flap

Where indicated with a ★, fronts available in matt silk lacquer and veneer are available in metallic or high-gloss lacquer for a surcharge. See contrasting fronts, page 31.

Article descriptions and information about lighting energy classes can be found on Accessories on page 32-35.

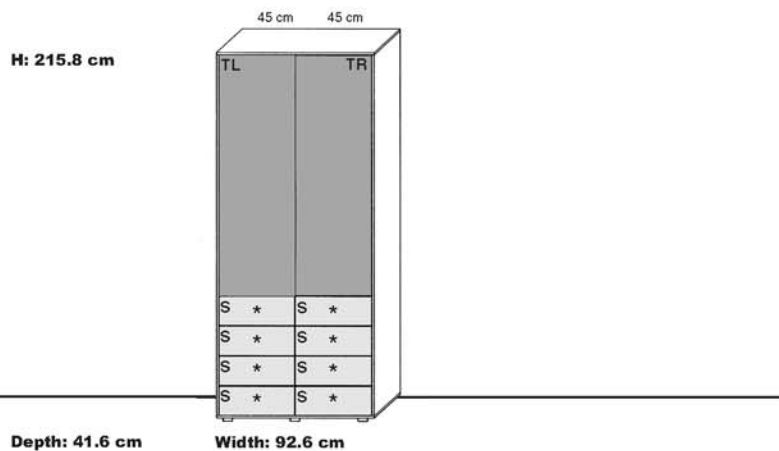
Individual elements that can be planned freely are listed on pages 28 and 29.



Recommended accessories: each

1 spotlight for display unit	LST2
1 remote control with 15 watt transformer	FKS4-15
1 electrical storage comp.	LES45
1-2 drawer organisers	E1-45

Order no.	BR188A (as shown)	BR188A-SV (mirror-image)
As shown		
Order no.	BR188L	BR188L-SV
Matt silk lacquer		
Order no.	BR188F	BR188F-SV
Veneer		



Recommended accessories: each

1-8 drawer organisers	E1-45
-----------------------	-------

Order no.	BR189A
As shown	
Order no.	BR189L
Matt silk lacquer	
Order no.	BR189F
Veneer	

Combinations

Prices excluding lighting and accessories

Dimensions in cm directly beside the corresponding picture

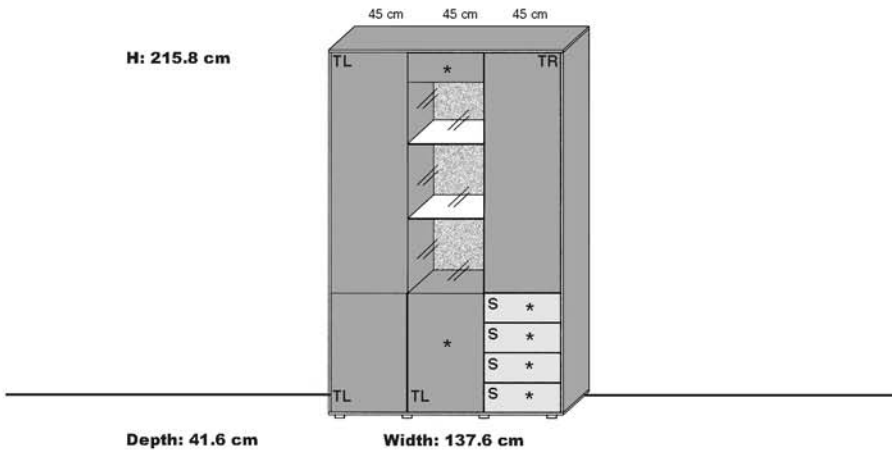
= matt silk lacquer
 = high-gloss lacquer
 = veneer
 = metallic front

TL=Left door TR=Right door S=Drawer K=Flap

Where indicated with a ★, fronts available in matt silk lacquer and veneer are available in metallic or high-gloss lacquer for a surcharge. See contrasting fronts, page 31.

Article descriptions and information about lighting energy classes can be found on Accessories on page 32-35.

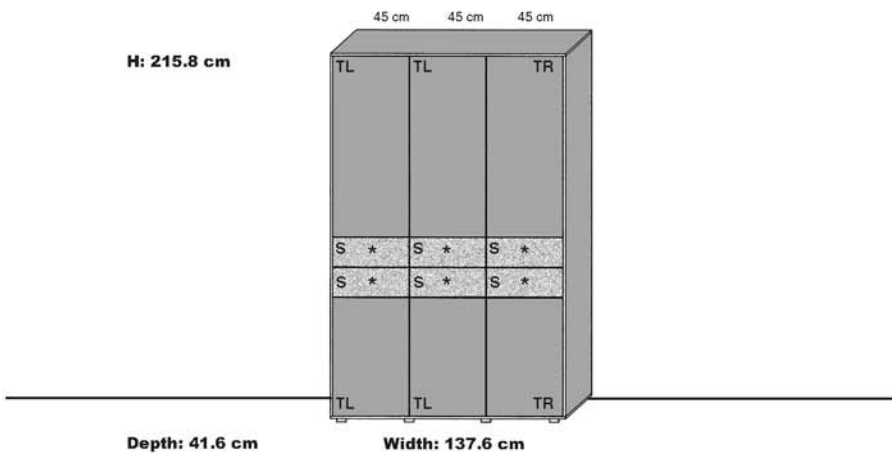
Individual elements that can be planned freely are listed on pages 28 and 29.



Recommended accessories: each

- 1 spotlight for display unit **LST2**
- 2 glass-edge lights for disp. unit **LG45**
- 1 remote control with **FKS4-15**
15 watt transformer
- 1 electrical storage comp. **LES45**
- 1-4 drawer organisers **E1-45**

Order no.	BR197A (as shown)	BR197A-SV (mirror-image)
	As shown	
Order no.	BR197L	BR197L-SV
	Matt silk lacquer	
Order no.	BR197F	BR197F-SV
	Veneer	



Recommended accessories: each

- 1-6 drawer organisers **E1-45**

Order no.	BR199A	
	As shown	
Order no.	BR199L	
	Matt silk lacquer	
Order no.	BR199F	
	Veneer	

Combinations

Prices excluding lighting and accessories

Dimensions in cm directly beside the corresponding picture

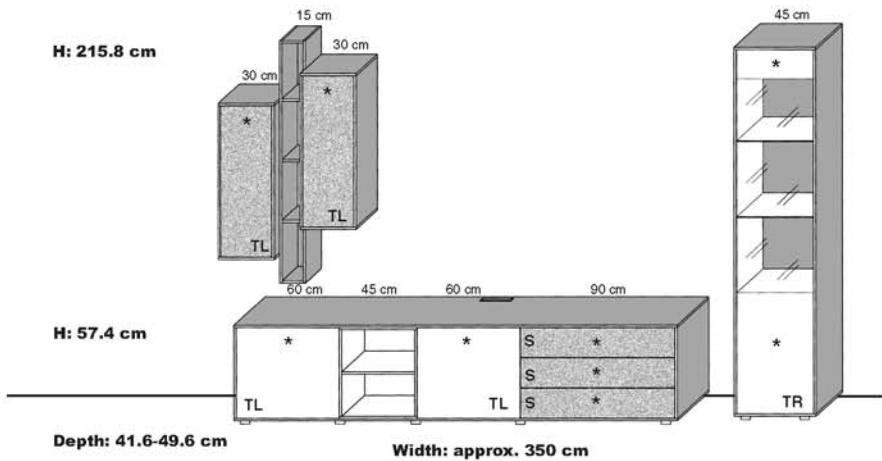
= matt silk lacquer
 = high-gloss lacquer
 = veneer
 = metallic front

TL=Left door TR=Right door S=Drawer K=Flap

Where indicated with a *****, fronts available in matt silk lacquer and veneer are available in metallic or high-gloss lacquer for a surcharge. See contrasting fronts, page 31.

Article descriptions and information about lighting energy classes can be found on Accessories on page 32-35.

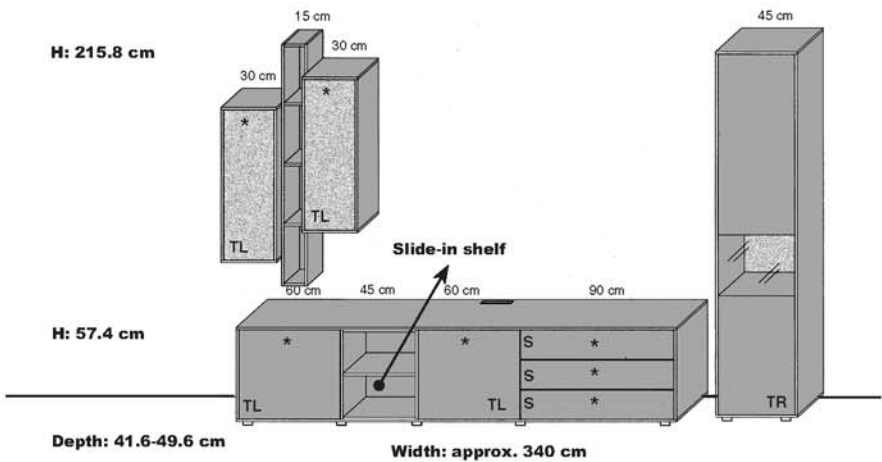
Individual elements that can be planned freely are listed on pages 12 to 31.



Recommended accessories: each

- 1 spotlight for display unit **LST2**
- 2 glass-edge lights for disp. unit **LG45**
- 1 light for wall panel **LEDSET5**
- 1 light for slide-in shelf **LEDSET2**
- 1 remote control with 30 watt transformer **FKS4-30**
- 1 IR repeater **IRST**
- 1 electrical storage comp. **LES45**
- 1-3 drawer organisers **EK1-90**

Order no.	BR200A (as shown)	BR200A-SV (mirror-image)
As shown		
Order no.	BR200L	BR200L-SV
Matt silk lacquer		
Order no.	BR200F	BR200F-SV
Veneer		



Recommended accessories: each

- 1 spotlight for display unit **LST2**
- 1 light for wall panel **LEDSET5**
- 1 light for slide-in shelf **LEDSET2**
- 1 remote control with 15 watt transformer **FKS4-15**
- 1 IR repeater **IRST**
- 1 electrical storage comp. **LES60K**
- 1-3 drawer organisers **EK1-90**

Order no.	BR201A (as shown)	BR201A-SV (mirror-image)	BR201PF	BR201PF-SV
As shown				
Order no.	BR201L	BR201L-SV	As BR201A, but the slide-in shelf is in matt silk lacquer.	As BR201A-SV, but the slide-in shelf is in matt silk lacquer.
Matt silk lacquer				
Order no.	BR201F	BR201F-SV		
Veneer				

Combinations

Prices excluding lighting and accessories

Dimensions in cm directly beside the corresponding picture

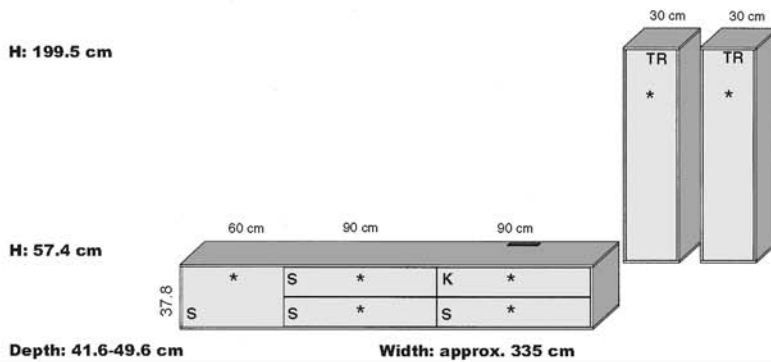
 = matt silk lacquer  = high-gloss lacquer  = veneer  = metallic front

TL=Left door TR=Right door S=Drawer K=Flap

Where indicated with a ★, fronts available in matt silk lacquer and veneer are available in metallic or high-gloss lacquer for a surcharge. See contrasting fronts, page 31.

Article descriptions and information about lighting energy classes can be found on Accessories on page 32-35.

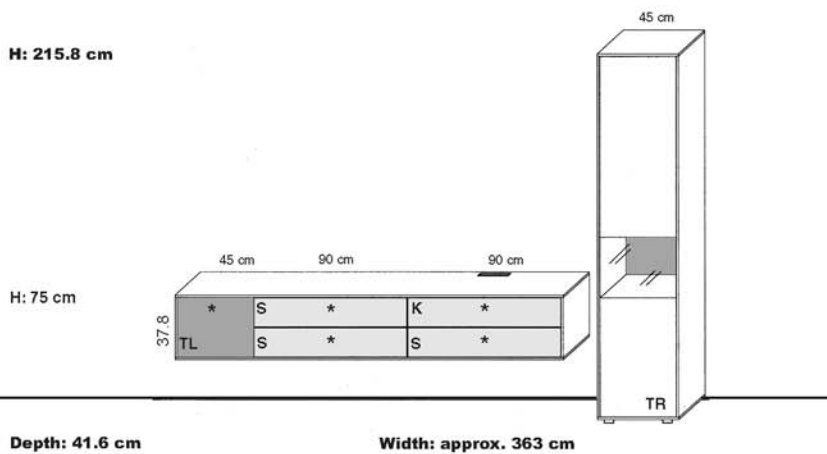
Individual elements that can be planned freely are listed on pages 12 to 31.



Recommended accessories: each

1 light below wall unit	LN240
1 remote control with 15 watt transformer	FKS4-15
1 IR repeater	IRST
1 electrical storage comp.	LES60
1-3 drawer organisers	EK1-90

Order no.	BR202A (as shown)	BR202A-SV (mirror-image)
As shown		
Order no.	BR202L	BR202L-SV
Matt silk lacquer		
Order no.	BR202F	BR202F-SV
Veneer		



Recommended accessories: each

1 spotlight for display unit	LST2
1 light below wall unit	LN225
1 remote control with 30 watt transformer	FKS4-30
1 IR repeater	IRST
1 electrical storage comp.	LES45
1-3 drawer organisers	EK1-90

Order no.	BR203A (catalogue)	BR203A-SV (mirror-image)
As shown		
Order no.	BR203L	BR203L-SV
Matt silk lacquer		
Order no.	BR203F	BR203F-SV
Veneer		

Combinations

Prices excluding lighting and accessories

Dimensions in cm directly beside the corresponding picture

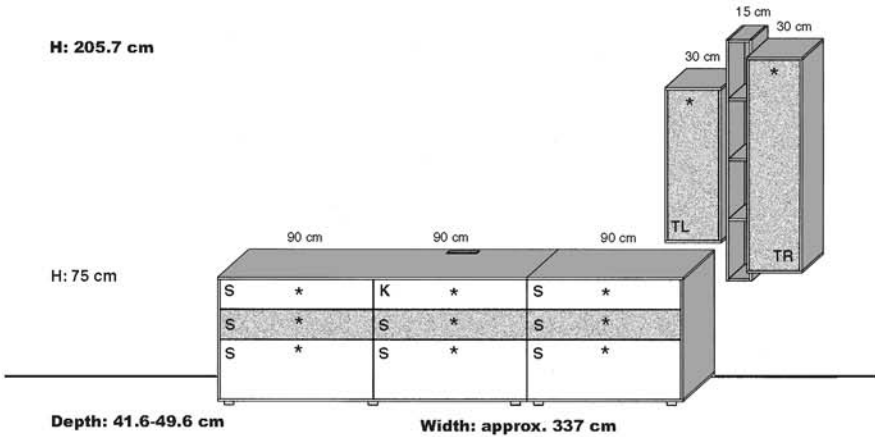
= matt silk lacquer
 = high-gloss lacquer
 = veneer
 = metallic front

TL=Left door TR=Right door S=Drawer K=Flap

Where indicated with a *****, fronts available in matt silk lacquer and veneer are available in metallic or high-gloss lacquer for a surcharge. See contrasting fronts, page 31.

Article descriptions and information about lighting energy classes can be found on Accessories on page 32-35.

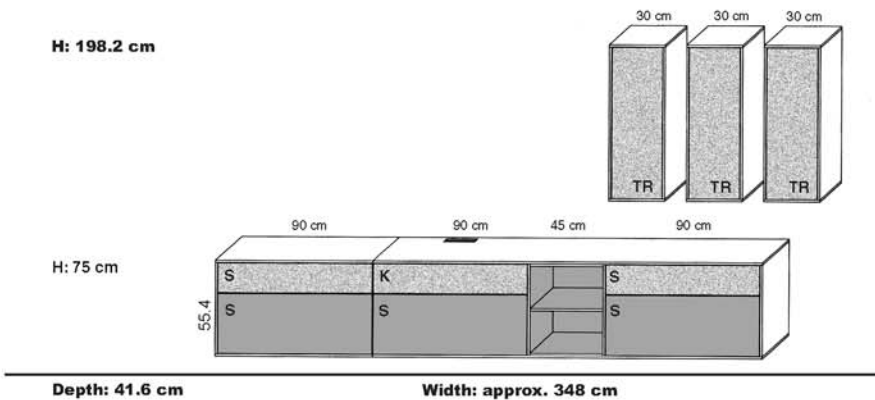
Individual elements that can be planned freely are listed on pages 12 to 31.



Recommended accessories: each

- | | |
|---|---------|
| 1 light for wall panel | LEDSET5 |
| 1 remote control with 15 watt transformer | FKS4-15 |
| 1 IR repeater | IRST |
| 1-3 drawer organisers | EK1-90 |

Order no.	BR204A (as shown)	BR204A-SV (mirror-image)
As shown		
Order no.	BR204L	BR204L-SV
Matt silk lacquer		
Order no.	BR204F	BR204F-SV
Veneer		



Recommended accessories: each

- | | |
|---|---------|
| 1 light below wall unit | LN90 |
| 1 light below wall unit | LN225 |
| 1 light for slide-in shelf | LEDSET2 |
| 1 remote control with 30 watt transformer | FKS4-30 |
| 1 IR repeater | IRST |
| 1-2 drawer organisers | EK1-90 |

Order no.	BR206A (as shown)	BR206A-SV (mirror-image)
As shown		
Order no.	BR206L	BR206L-SV
Matt silk lacquer		
Order no.	BR206F	BR206F-SV
Veneer		

Combinations

Prices excluding lighting and accessories

Dimensions in cm directly beside the corresponding picture

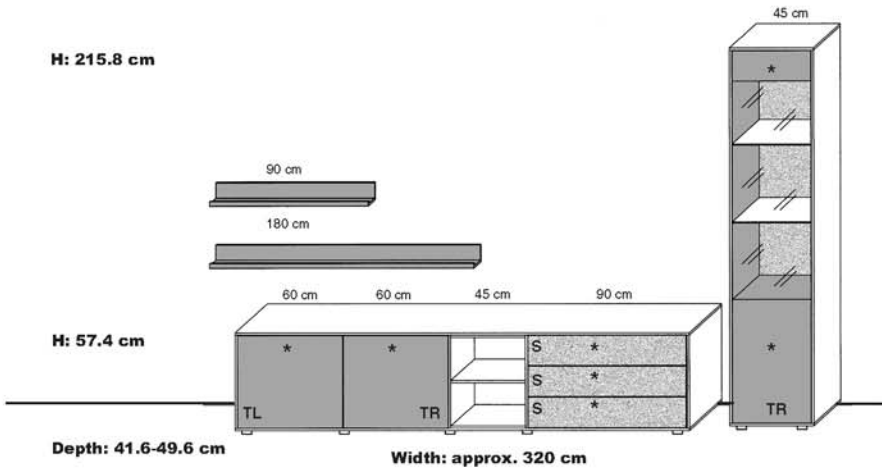
= matt silk lacquer
 = high-gloss lacquer
 = veneer
 = metallic front

TL=Left door TR=Right door S=Drawer K=Flap

Where indicated with a *****, fronts available in matt silk lacquer and veneer are available in metallic or high-gloss lacquer for a surcharge. See contrasting fronts, page 31.

Article descriptions and information about lighting energy classes can be found on Accessories on page 32-35.

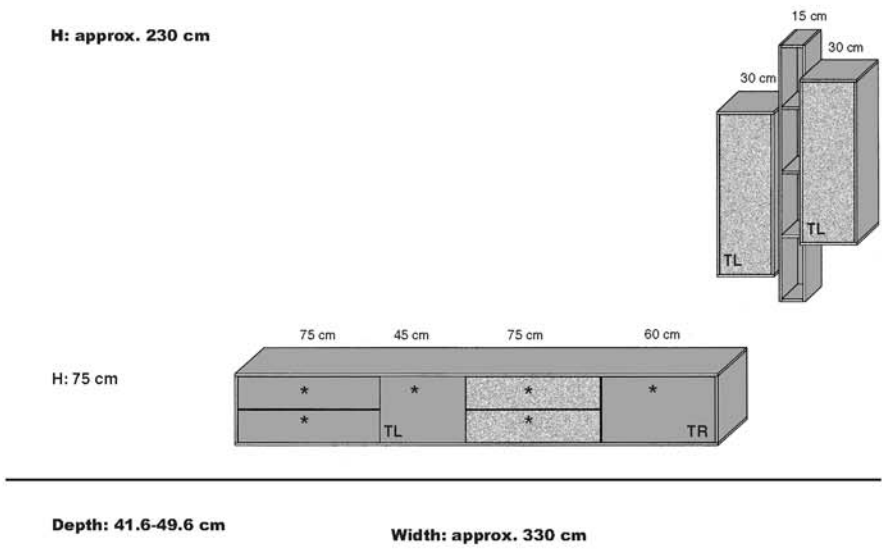
Individual elements that can be planned freely are listed on pages 12 to 31.



Recommended accessories: each

- 1 spotlight for display unit **LST2**
- 2 glass-edge lights for disp. unit **LG45**
- 1 light for slide-in shelf **LEDSET2**
- 1 remote control with 30 watt transformer **FKS4-30**
- 1 electrical storage comp. **LES45**
- 1-3 drawer organisers **EK1-90**

Order no.	BR207A (as shown)	BR207A-SV (mirror-image)
	As shown	
Order no.	BR207L	BR207L-SV
	Matt silk lacquer	
Order no.	BR207F	BR207F-SV
	Veneer	



Recommended accessories: each

- 1 light below wall unit **LN255**
- 1 light for wall panel **LEDSET5**
- 1 remote control with 15 watt transformer **FKS4-15**
- 1 electrical storage comp. **LES60**
- 1-4 drawer organisers **E1-75**

Order no.	BR208A (as shown)	BR208A-SV (mirror-image)
	As shown	
Order no.	BR208L	BR208L-SV
	Matt silk lacquer	
Order no.	BR208F	BR208F-SV
	Veneer	

MADE IN THE BLACK FOREST



with prices in € valid from 15.02.2022

GWINNER WOHNDESIGN GMBH
HAUPTSTRASSE 70
72285 PFALZGRAFENWEILER,
GERMANY

TEL. +49 (0) 7445 183 0
FAX +49 (0) 7445 183 199

@
INFO@GWINNER.DE
WWW.GWINNER.DE

FOR FURTHER INSPIRATION
PLEASE VISIT
WWW.GWINNER.DE

